

## **FINANCING AGREEMENT SPECIAL CONDITIONS**

The European Commission, hereinafter referred to as "**the Commission**" or "the party", acting on behalf of the European Union, hereinafter referred to as "the Union",

on the one part, and

Montenegro represented by the Government of Montenegro - European Integration Office and the Republic of Albania hereinafter jointly referred to as "the IPA II beneficiaries", or separately referred to as "**the IPA II beneficiary**" or "the party",

**on the other part,**

**and together, jointly referred to as "the parties"**

HAVE AGREED AS FOLLOWS:

### **Article 1 - The Action Programme**

- (1) The Union agrees to finance and the IPA II beneficiaries agree to accept the financing of the 2017 allocation of the following Action Programme as described in Annex I:

Cross-border Cooperation Action Programme Montenegro - Albania for the years 2015 - 2017.  
(CRIS 2017 / 038-175)

This Action Programme is financed from the Union Budget under the following basic act: Instrument for Pre-Accession Assistance (IPA II)<sup>1</sup>.

- (2) The total estimated cost of the 2017 allocation of this Action Programme is EUR 1, 400,000 and the maximum Union contribution to this Action Programme is set at EUR 1,190,000.

No financial contribution is required from the IPA II beneficiaries.

### **Article 2 – Execution period and operational implementation period**

- (1) The execution period of this Financing Agreement as defined in Article 1(1) of Annex II is fixed at 12 years, from the entry into force of this Financing Agreement.

<sup>1</sup> Regulation (EU) No 231/2014 of the European Parliament and of the Council of 11 March 2014 establishing an Instrument for Pre-accession Assistance (IPA II), OJ L 77, 15.03.2014, p. 11.

1  
JGA  
G

- (2) The operational implementation period of this Financing Agreement as defined in Article 1(2) of Annex II is fixed at 6 years, from the entry into force of this Financing Agreement.

### **Article 3 – Addresses and Communication**

All communication concerning the implementation of this Financing Agreement shall be in writing, shall refer expressly to the Action Programme as identified in Article 1(1) and shall be sent to the following addresses:

#### **for the Commission**

Ms Genoveva Ruiz Calavera  
Director D, Western Balkans  
Directorate-General for Neighbourhood and Enlargement Negotiations  
European Commission  
15, Rue de la Loi, B – 1049 Brussels, Belgium  
E-mail: [NEAR-D1@ec.europa.eu](mailto:NEAR-D1@ec.europa.eu)

#### **for the IPA II beneficiaries**

##### **For Montenegro:**

Ms Ivana Glišević Đurović,  
Deputy Chief Negotiator and  
National IPA Coordinator  
Government of Montenegro  
European Integration Office  
Bulevar Revolucije 15  
81000 Podgorica, Montenegro  
E-mail: [ivana.glisevic@mep.gov.me](mailto:ivana.glisevic@mep.gov.me)

##### **For the Republic of Albania:**

Mr Ditmir Bushati  
National IPA Coordinator  
Ministry for Europe and Foreign Affairs  
Directorate of EU Funds  
Bulevardi “Gjergj Fishta”, Nr. 6  
Tirana, Republic of Albania  
Functional e-mail address: [info@mfa.gov.al](mailto:info@mfa.gov.al)


### **Article 4 – OLAF contact point**

The contact point of the IPA II beneficiary having the appropriate powers to cooperate directly with the European Anti-Fraud Office (OLAF) in order to facilitate OLAF's operational activities shall be:

#### **For Montenegro:**

AFCOS contact point/AFCOS office  
Ms Nataša Kovačević

 2



4

Ministry of Finance of Montenegro  
Stanka Dragojevića 2, 81000 Podgorica, Montenegro  
[natasa.kovacevic@mif.gov.me](mailto:natasa.kovacevic@mif.gov.me)

**For the Republic of Albania**

Mr Bejko Late  
Director of the Financial Inspection Unit  
Ministry of Finance and Economy of Albania  
Bulevardi “Dëshmorët e Kombit”, No.3, Tirana, Republic of Albania  
[Bejko.late@financa.gov.al](mailto:Bejko.late@financa.gov.al)

**Article 5 – Framework Agreements**

The Action Programme shall be implemented in accordance with the provisions of the Framework Agreement between the European Commission and the Montenegro on the arrangements for implementation of Union financial assistance to Montenegro under the Instrument for Pre-Accession Assistance (IPA II) which entered into force on 4 June 2015 and in accordance with the provisions of the Framework Agreement between the European Commission and the Republic of Albania on the arrangements for implementation of Union financial assistance to the Republic of Albania under the Instrument for Pre-Accession Assistance (IPA II) which entered into force on 16 April 2015 respectively (hereafter referred to as “the Framework Agreement(s)”).

This Financing Agreement supplements the provisions of the abovementioned Framework Agreements. In case of conflict between, on the one hand, the provisions of this Financing Agreement and, on the other hand, the provisions of the respective Framework Agreement, the latter shall take precedence.

**Article 6 - Annexes**

- (1) This Financing Agreement is composed of:
- a) these Special Conditions;
  - b) Annex I: CBC Action Programme, Cross-border Cooperation Action Programme Montenegro - Albania for the years 2015, 2016 and 2017 ;
  - c) Annex IA: IPA II CBC 2014-2020 programme between Montenegro-Republic of Albania;
  - d) Annex II: General Conditions;
  - e) Annex III: Model Annual Report CBC on the implementation of IPA II assistance in accordance with Article 80 of the Framework Agreement;
  - f) Annex IIIA: Model annual report on the implementation of IPA II assistance in accordance with Article 58; and 59(1) of the Framework Agreement;
  - g) Annex IV: Model Financial Report as per Article 59(2) of the Framework Agreement;

- h) Annex V: Accrual Based Accounting System Minimum Specification;
  - i) Annex VI: *Ad hoc* measures for entrusting budget implementation tasks under this Programme.
- (2) In the event of a conflict between, on the one hand, the provisions of the Annexes and, on the other hand, the provisions of these Special Conditions, the latter shall take precedence. In the event of a conflict between, on the one hand, the provisions of Annex I, and Annex IA and the provisions of Annex II on the other hand, the latter shall take precedence. In the event of a conflict between, the provisions of Annex I on the one hand, and the provisions of Annex IA, on the other hand, the former shall take precedence.
- (3) Annex VI provides for *ad hoc* measures for entrusting budget implementation tasks under this Action Programme, in addition to the IPA II beneficiary duties that is the Contracting Authority in regard to the entrustment of budget implementation tasks provided for under this Financing Agreement, in particular Annex II.

#### Article 7 – Entry into force

This Financing Agreement shall enter into force on the date on which it is signed by the last party, at the latest 31 December 2018.

This agreement is drawn up in triplicate in the English language, one being handed to the Commission and one to each of the IPA II beneficiaries.

**For the IPA II beneficiaries:**

**For Montenegro:**

Ms Ivana Glisević Đurović  
Deputy Chief Negotiator  
and National IPA Coordinator  
Government of Montenegro –  
European Integration Office

**For the Commission:**

p.o. *Michele Malave*  
Ms Genoveva Ruiz Calavera  
Director D, Western Balkans  
Directorate-General for Neighbourhood and  
Enlargement Negotiations  
European Commission

Podgorica, on *13 November 2018*

Brussels, on *12/11/2018*

**For the Republic of Albania:**

Mr Ditmir Bushati  
Minister for Europe and Foreign Affairs  
National IPA Coordinator

*D Bushati*  
Tirana, on *14/12/2018*




## ANNEX I

### Cross-border Cooperation Action Programme Montenegro - Albania for the years 2015 - 2017

#### 1 IDENTIFICATION

<b>Beneficiaries</b>	Montenegro, Albania
<b>CRIS/ABAC Commitment references</b>	2015/ 038-158 EUR 1,700,000 22.020401
<b>Union Contribution</b>	2016/ 038-174 EUR 1,700,000 22.020401
<b>Budget line</b>	2017/ 038-175 EUR 1,190,000 22.020401
<b>Management mode</b>	Indirect management by Montenegro The Operating Structure responsible for the execution of the operations is: Ministry of Foreign Affairs and European Integration
<b>Responsible Structures</b>	The Contracting Authority is the Directorate for Finance and Contracting of the EU Assistance Funds (CFCU) at the Ministry of Finance  The partner Operating Structure in Albania is: Ministry for European Integration
<b>Final date for concluding <u>Financing Agreement(s) with the IPA II beneficiary countries (tripartite)</u></b>	For the budgetary commitment of year 2015 at the latest by 31 December 2016  For the budgetary commitment of year 2016 at the latest by 31 December 2017  For the budgetary commitment of year 2017 at the latest by 31 December 2018
<b>Final date for concluding <u>procurement and grant contracts</u></b>	3 years following the date of conclusion of the Financing Agreement (signature of the last party) with the exception of the cases listed under Article 189(2) Financial Regulation
<b>Final date for operational implementation</b>	6 years following the date of conclusion of the Financing Agreement (signature of the last party).
<b>Final date for implementing the Financing Agreement</b> (date by which this programme should be de-committed and closed) after the acceptance of the accounts	12 years following the conclusion of the Financing Agreement (signature of the last party)
<b>Programming Unit</b>	Unit D1 Montenegro

 1  
Kurti

**Implementing Unit/ EU  
Delegation**

EU Delegation in Podgorica

## 2 DESCRIPTION OF THE ACTION PROGRAMME

### 2.1 OVERVIEW OF THE 2014-2020 CROSS-BORDER COOPERATION PROGRAMME AND THE 2015-2017 CBC ACTION PROGRAMME

The 2014-2020 CBC programme Montenegro-Albania was approved by Commission Implementing Decision C(2014) 9352 of 10 December 2014. The adopted 2014-2020 programme constitutes the CBC cooperation strategy for the border region, setting out among others the list of geographical eligible areas, the area context, the programme thematic priorities and the indicative budget allocations for the 7 years period.

The 2014-2020 CBC programme also serves as a reference for the adoption of the CBC action programmes. The 2015-2017 CBC action programme aims at providing assistance for cross-border cooperation in the thematic areas spelled out in the 2014-2020 programme (as indicated in section 2.2).

- List of geographical eligible areas

#### Montenegro:

- Andrijevisa, Berane, Petnjica, Plav, Gusinje, Rožaje, Podgorica, Cetinje, Danilovgrad, Budva, Bar and Ulcinj

#### Albania:

- Shkodra, Lezha
- \* District of Tropoja

- Cross-border cooperation (CBC) eligible area context

The programme area is diverse, but still several common features related to, for example, nature, geographic position, demographic trends, economy, and human capital, could generate synergies and be a good opportunity for developing and implementing CBC initiatives. Moreover the Programme should build on the precise features and actions defined by both countries, Montenegro and Albania, in the framework of the upcoming Adriatic and Ionian macro-regional Strategy (COM(2014) 357 on the EU Strategy for the Adriatic and Ionian Region)

- \* Economic features of both countries indicate similar trends. Both countries are classified as upper-middle income economies by the World Bank. The structure of economy is different on both sides of the border.
- \* Competitiveness is low on both sides of the border, higher productivity and further investment in know-how and use of innovation technologies is a precondition to becoming more competitive both nationally, regionally and internationally.
- \* Strengthening of small and medium enterprises (SMEs) networks and service connections existing in the border areas is an underutilised potential. Over 97% of registered SMEs employees less than 4 persons. Level of cooperation across the border is minimal.
- \* Both sides of the programme area are increasingly becoming more attractive to foreign investors, but there is a need on both sides to improve conditions and especially the infrastructure for doing business.
- \* Agriculture is a major economic potential in the programme area, but underutilised. Unemployment remains a major problem for the population of the programme area, especially for the socially sensitive groups such as youth, women and the rural population.
- \* Environment protection needs serious consideration in future development plans of the programme area. With the overall development of the programme area largely relying on

natural resources, the environmental protection and preservation of these resources is crucial for the sustainable development of the area.

- \* Poor infrastructure is a main challenge to the economic and social development of the programme area. The sustainable development and improvement of transport and public infrastructure could contribute to sustainable economic growth and a general increase of wealth in the programme area
  - \* The programme area has high tourism potential but these opportunities are utilized mainly on the Montenegrin side, while tourism on the Albanian side is poorly developed despite of the great potential.
  - \* There is a rich historic-cultural-artistic heritage in the bordering area that needs to be preserved.
  - \* Improving the quality of the educational system and school infrastructure is a challenge and priority for the programme area, particularly in rural areas.
  - \* The health sector is poorly and unevenly developed and the lack of a proper legal framework for health insurance in rural areas (on Albanian side of the border) is still hampering its development.
  - \* Encouraging regional civil society organisation (CSO) networks.
  - \* Research & Development and information and communications technology (ICT) penetration is at a low level and significantly disproportional between the countries.
  - \* Local and regional governments are generally financially weak and cannot boost local development.
- Overview of past and on-going CBC experience including lessons learned

Key recommendations from interim evaluations and audits on the 2007-2013 CBC programmes have been taken on board in the development of this programme. Thus, the 2014-2020 CBC programmes are more focused as regards the number of thematic priorities addressed and the geographical eligibility, which will help to achieve better results and increased impact. Additionally the implementation of the CBC programmes has been simplified mainly by having a single contracting authority and a single financial envelope per programme.

Following the experience gained in the period of 2007 to 2013, the Joint Monitoring Committee (JMC) will act as the cross-border program's decision making body to oversee the effectiveness and quality of implementation of the programme. The JMC role refers to the overall programming and monitoring of the CBC programme meanwhile the selection of actions will fall under the responsibility of the Contracting Authority under indirect management mode.

## 2.2 DESCRIPTION AND IMPLEMENTATION OF THE ACTIONS

Action 1	Cross-Border Cooperation Operations	4,590,000 EUR
----------	-------------------------------------	---------------

### (1) Description of the action, objective, expected results

**Description of the action:** Cross- Border cooperation operations in the border region in the fields of employment, labour mobility and social and cultural inclusion, environment, climate change adaptation and mitigation, risk prevention and management, tourism and cultural and natural heritage.

*JGA*



**Objective:** Socioeconomic development and strengthening of the neighbourly relations in the cross border area through the implementation of cross-border cooperation operations aiming at:

(a) promoting employment, labour mobility and social and cultural inclusion across borders through, inter alia: integrating cross-border labour markets, including cross-border mobility; joint local employment initiatives; information and advisory services and joint training; gender equality; equal opportunities; integration of immigrants' communities and vulnerable groups; investment in public employment services; and supporting investment in public health and social services;

(b) protecting the environment and promoting climate change adaptation and mitigation, risk prevention and management through, inter alia: joint actions for environmental protection; promoting sustainable use of natural resources, resource efficiency, renewable energy sources and the shift towards a safe and sustainable low-carbon economy; promoting investment to address specific risks, ensuring disaster resilience and developing disaster management systems and emergency preparedness;

(c) encouraging tourism and cultural and natural heritage through, inter alia: support to cultural and other social exchanges; the promotion of sustainable tourism offer and valorisation of cultural heritage of the area, including the improvement of the quality of services, the establishment of networks and partnerships between local government and local stakeholders to promote joint tourist sites; the preservation of cultural heritage; enhancement of exchanges of cultural, historical values, and cultural diversity.

Where applicable, the actions related to the aforementioned objectives as developed in the Action Plan of the Adriatic and Ionian macro-regional strategy where both countries participate shall be taken into account.

***Expected results:***

- The quality of tourism services and products is upgraded
- Cooperation in the field of cultural and natural heritage preservation is increased (e.g. around the Shkodra/Skadar Lake area)
- Awareness of the sustainable use of environmental resources in lake and alpine areas is advanced
- Access to the labour market improved, especially for vulnerable groups

The 2015-2017 CBC Action Programme will contribute to the achievement of the overall objectives and expected results as defined in the 2014-2020 CBC programme. For further details see section 3.2 of the 2014-2020 CBC programme (Annex 2 of the Commission implementing Decision C(2014) 9352 of 10 December 2014).

***(2) Assumptions and conditions***

As a necessary condition for the effective management of the programme, the participating countries shall establish a Joint Monitoring Committee and provide proper and functioning offices and staff for the Joint Technical Secretariat (to be set up under a separate Financing Decision) and the antenna, in case the latter will be set up.

Under indirect management, the participating countries shall conclude for the whole duration of the programme a bilateral arrangement setting out their respective responsibilities for implementation the programme.

Failure to comply with the requirements set out above may lead to a recovery of funds under this programme and/or the re-allocation of future funding.

### ***(3) Short description of the tasks entrusted***

The operating structures of Montenegro and Albania shall agree on the necessary arrangements for the management and implementation of the programme including establishing a system to monitor the implementation.

The operating structure of Montenegro shall arrange for procurement and grant award procedures in the selected thematic priorities of the programme. As regards the call for proposals, the entrusted tasks include drafting guidelines for applicants, launching the calls, selecting the grant beneficiaries and signing grant contracts. The entrusted tasks also include activities linked with the implementation and financial management of the programmes such as monitoring, evaluation, payments, recoveries, expenditure verification, ensuring internal audit, irregularity reporting and the setup of appropriate anti-fraud measures.

### ***(4) Essential elements of the action***

**Grant – Call for proposal: 4,590,000 EUR**

#### **a) The essential eligibility criteria:**

The eligible activities are set out in section 3.2 of the Annex 2 of the Commission implementing Decision C(2014) 9352 of 10.12.2014. The following list is a summary indicating the main eligible actions/operations:

- Encourage entrepreneurship and competitiveness in the tourism sector
- Diversification of touristic offer, upgrade and promote less known tourism attractions in the programme area
- Increase capacities and introducing new promotion techniques and approaches, including mapping, use of ICT, multi-media, research, etc.
- Joint vocational training related initiatives targeting skills related to a competitive touristic offer and market demands
- Small scale infrastructure works and provision of equipment to improve standards of tourist offer and restore or preserve the historical heritage
- Awareness raising campaigns and educational programs and curricula targeting tourism and best utilisation of its potentials in the area
- Activities to promote the cultural and natural touristic potential of the program area
- Joint activities to promote, but also innovate cultural values and natural heritage through festivals, fairs, competitions
- Targeted trainings to increase the quality of services in cultural and natural sites
- Actions to increase awareness of people on the importance of cultural and natural heritage, particularly at schools
- Actions designed to deal jointly with environment protection and promotion in the programme area,



- Support to integrated protection and management of sensitive ecosystems giving priority to protected areas, giving priority to the protection of program area
- Actions designed to encourage environmentally-friendly economic activities in the program area
- Actions designed to prevent and manage natural disasters and man-made environmental hazards affecting the program area
- Support to awareness raising of the population about the importance, protection and promotion of the environmental resources of the program area
- Support cooperation among and between (vocational) education institutions and the private sector to improve the matching of training curricula for vulnerable groups with the labour market demand, including e-learning programmes and the use of ICT
- Supporting initiatives and campaigns for self-employment, especially in the rural areas, including support to start up business for vulnerable groups
- Support strengthening capacities of labour promotion institutions, sharing of experiences and best models to increase employability (especially of vulnerable groups) within and across the borders
- Actions aiming at creation of job opportunities and skills for disadvantaged groups of the society
- Research work to promote employment, labour mobility and social inclusion
- Encourage local government – CSO partnership on social inclusion (local actions plans on disadvantaged groups, increase capacities of local government to manage social programs and provide for the sustainability of actions)
- Organise youth exchange programs, for example through school exchange programmes or other non-Governmental Organisation (NGO) initiatives


The beneficiaries shall be legal entities and be established in an IPA II beneficiary participating in the CBC programme.

Potential beneficiaries could be: local authorities, legal entities managed by local authorities, associations of municipalities, development agencies, local business support organisations, economic factors such as SMEs, tourism and cultural organisations, NGOs, public and private bodies supporting the workforce, vocational and technical training institutions, bodies and organisation for nature protection, public bodies responsible for water management, fire/emergency services, schools, colleges, universities and research centres including vocations and technical training institutions.

- The essential selection criteria are financial and operational capacity of the applicant.
- The essential award criteria are relevance, effectiveness and feasibility, sustainability and cost-effectiveness of the action.
- Maximum rate of EU co-financing for grants under the calls is 85% of the eligible cost of the action.
- Indicative amount of the call(s): 4,590,000 EUR

The responsible structures may decide to publish more than one call for proposals. Every call for proposals will have the same objectives, results, and essential eligibility, selection and award criteria as described above. Each grant contract will be funded from one budgetary commitment.

- Indicative date for launch of the call(s) for proposals: tentatively first semester of 2017.



### 3 BUDGET

2015				2016				2017				Total Financing Decision
	Union contribution*	Grant beneficiary/ies Co-financing**	Total expenditure		Union contribution	Grant beneficiary/ies Co-financing	Total expenditure		Union contribution	Grant beneficiary Co-financing	Total expenditure	
CBC operations	1,700,000	300,000	2,000,000	CBC operations	1,700,000	300,000	2,000,000	CBC operations	1,190,000	210,000	1,400,000	4,590,000
in %	85	15	100		85	15	100		85	15	100	
<b>TOTALS 2015</b>	<b>1,700,000</b>	<b>300,000</b>	<b>2,000,000</b>	<b>TOTALS 2016</b>	<b>1,700,000</b>	<b>300,000</b>	<b>2,000,000</b>	<b>TOTALS 2017</b>	<b>1,190,000</b>	<b>210,000</b>	<b>1,400,000</b>	<b>4,590,000</b>

*\*The Union contribution has been calculated in relation to the eligible expenditure, which is based on the total eligible expenditure including public and private expenditure. The Union co-financing rate at the level of each thematic priority shall not be less than 20% and not higher than 85% of the eligible expenditure.*

*\*\*The co-financing of the thematic priorities will be provided by the grant beneficiaries. Grant beneficiaries should contribute with a minimum of 15% of the total eligible cost of the project*

## **4 IMPLEMENTATION**

### **4.1 IMPLEMENTATION MODALITIES AND GENERAL RULES FOR PROCUREMENT AND GRANT AWARD PROCEDURES**

#### **INDIRECT MANAGEMENT:**

This programme shall be implemented by indirect management by Montenegro in accordance with Article 58(1)(c) of the Financial Regulation and the corresponding provisions of its Rules of Application.

The general rules for procurement and grant award procedures shall be defined in the Financing Agreement between the Commission and the IPA II beneficiaries participating in the cross-border cooperation programme

## **5 PERFORMANCE MONITORING ARRANGEMENTS**

As part of its performance measurement framework, the Commission shall monitor and assess progress towards achievement of the specific objectives set out in the IPA II Regulation on the basis of pre-defined, clear, transparent measurable indicators. The progress reports referred to in Article 4 of the IPA II Regulation shall be taken as a point of reference in the assessment of the results of IPA II assistance.

The Commission will collect performance data (process, output and outcome indicators) from all sources, which will be aggregated and analysed in terms of tracking the progress versus the targets and milestones established for each of the actions of this programme, as well as the Indicative Strategy Papers.

The National IPA Co-ordinators (NIPACs) will collect information on the performance of the actions and programmes (process, output and outcome indicators) and coordinate the collection and production of indicators coming from national sources.

The overall progress will be monitored through the following means: a) Result Orientated Monitoring (ROM) system; b) IPA II Beneficiaries' own monitoring; c) self-monitoring performed by the EU Delegations; d) joint monitoring by DG Neighbourhood and Enlargement Negotiations (NEAR) and the IPA II Beneficiaries, whereby the compliance, coherence, effectiveness, efficiency and coordination in implementation of financial assistance will be regularly monitored by an IPA II Monitoring committee, supported by the Joint Monitoring Committee, which will ensure a monitoring process at programme level.

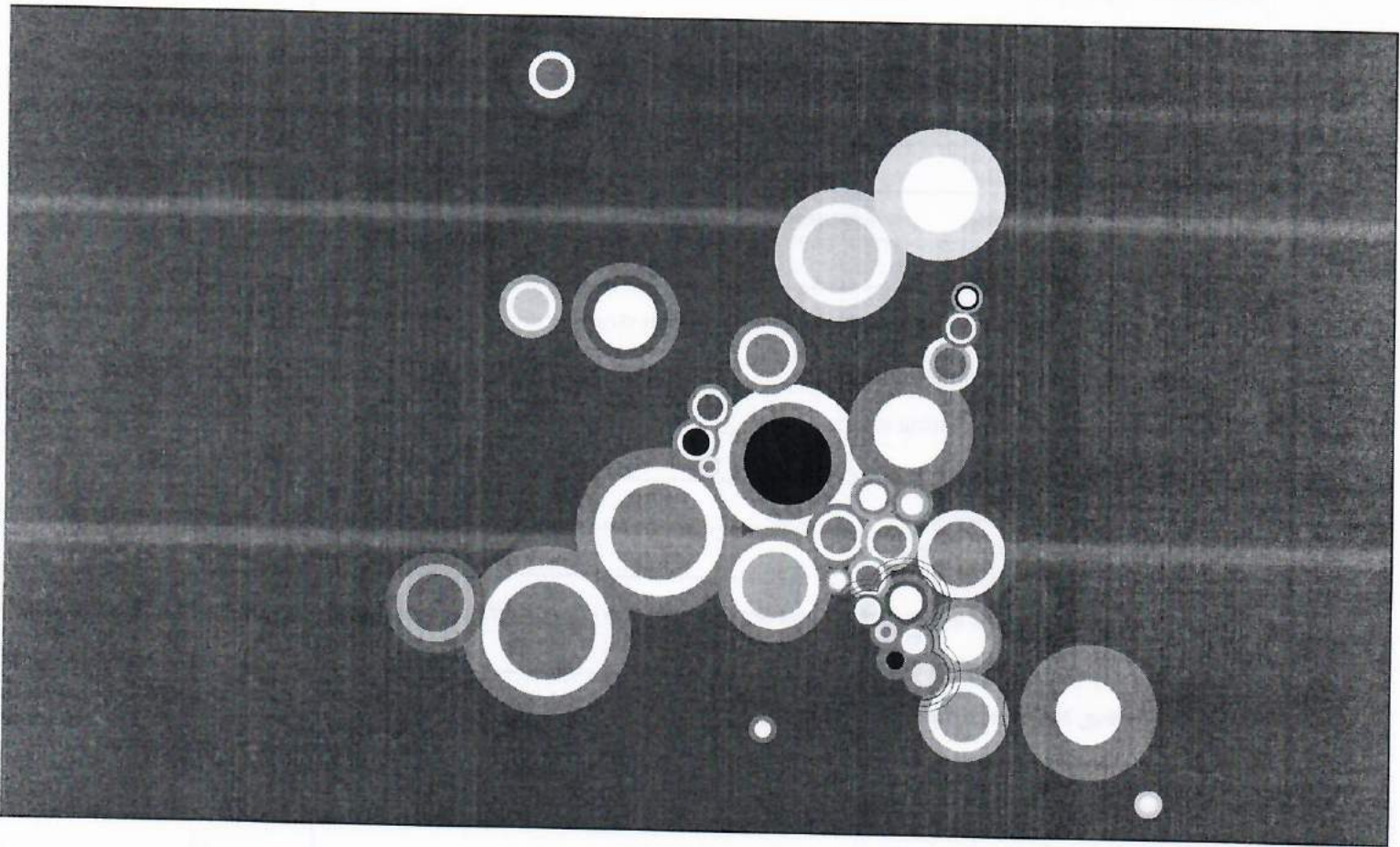
 9



10



**INSTRUMENT FOR PRE-ACCESSION ASSISTANCE  
2014-2020**



**IPA CBC PROGRAMME  
MONTENEGRO – ALBANIA**

ADOPTED ON 10/12/2014

Enlargement

*[Handwritten signatures and initials]*

**TABLE OF CONTENTS**

<b>Programme synopsis</b>	3
<b>Section 1: Programme Summary</b>	5
1.1 Summary of the Programme	5
1.2 Preparation of the programme and involvement of the partners	7
<b>Section 2: Programme Area</b>	10
2.1 Situation Analysis	10
2.2 Main findings	19
<b>Section 3: Programme Strategy</b>	22
3.1 Rationale - Justification for the selected intervention strategy	22
3.2 Description of programme priorities	25
3.3 Horizontal and cross-cutting issues	32
<b>Section 4: Financial Plan</b>	33
<b>Section 5: Implementing Provisions</b>	34
5.1 Programme Management Structure	<b>Error! Bookmark not defined.</b>
5.2 Project development and selection and implementation	<b>Error! Bookmark not defined.</b>
<b>5.3 Payments and financial control</b>	34
<b>5.4 Reporting, Monitoring and Evaluation</b>	<b>Error! Bookmark not defined.</b>
5.5 Information and publicity	<b>Error! Bookmark not defined.</b>
<b>LIST OF ANNEXES</b>	
<b>ANNEX 1: Description and Analyses of the Programme Area</b>	28
<b>Situation and SWOT analysis</b>	29

## Programme synopsis

<b>Programme title</b>	CBC Programme Montenegro - Albania 2014-2020
<b>Programme area</b>	<p><u>Montenegro:</u></p> <ul style="list-style-type: none"> <li>- Andrijevica, Berane, Petnjica, Plav, Gusinje, Rožaje, Podgorica, Cetinje, Danilovgrad, Budva, Bar and Ulcinj</li> </ul> <p><u>Albania:</u></p> <ul style="list-style-type: none"> <li>- Region of Shkodra</li> <li>- Region of Lezha</li> <li>- * District of Tropoja</li> </ul>
<b>Programme overall objective</b>	To promote/strengthen good neighbourly relations and socioeconomic development of the border regions, through valorising its touristic potentials, an environmentally sustainable and socially inclusive economic development, with respect for its common cultural and natural heritage.
<b>Programme thematic priorities</b>	<p><b>TP1:</b> Encouraging tourism and cultural and natural heritage;</p> <p><b>TP2:</b> Protecting the environment, promoting climate change adaptation and mitigation, risk prevention and management</p> <p><b>TP3:</b> Promoting employment, labour mobility and social and cultural inclusion across the border</p> <p><b>TP4:</b> Technical Assistance</p>
<b>Programme specific objectives</b>	<ul style="list-style-type: none"> <li>- The competitiveness of the tourism sector is enhanced by the economic valorisation of the cultural and natural heritage</li> <li>- The protection of environmental resources in lake and alpine areas is furthered</li> <li>- Employability and social inclusion is fostered</li> <li>- The effective, efficient, transparent and timely implementation of the programme and awareness raising is ensured</li> </ul>
<b>Financial allocation 2014-2020</b>	EUR 11,900,000.00
<b>Implementation</b>	Indirect Management (subject to the entrustment of budget implementation)





method	tasks)
<b>Contracting Authority</b>	<b>Montenegro:</b> Ministry of Finance Central Finance and Contracting Unit (CFCU) Jola Piletica bb, 81 000 Podgorica Tel: + 382 (0) 20 230 630 Fax: + 382 (0) 20 230 657
<b>Relevant authorities in the participating IPA II beneficiaries [Operating Structures]</b>	<b>Montenegro:</b> Ministry of Foreign Affairs and European Integration Stanka Dragojevića 2 81000 Podgorica Tel: (+382 20) 224 439 Fax:(+382 20) - 224 449  <b>Albania:</b> Ministry for European Integration Rr. "Papa Gjon Pali II", Tirana, Albania Tele: +355 4 22 286 45 Fax: + 355 4 22 562 67
<b>JTS/Antenna</b>	The JTS will be located in Podgorica, Montenegro.  Antenna will be located in Shkodra, Albania

\*Wherever the term District of Tropoja is mentioned in the text, it refers to the previous territorial division in Albania which includes Bajram Curri Municipality, Margegaj Commune, Tropoje Commune, Bujan Commune, Bytyc Commune, Fierze Commune, Lekbibaj Commune, Llugaj Commune.

Handwritten signatures and initials in blue ink, including a large signature and a circled mark.

## Section 1: Programme Summary

The programme for cross-border cooperation between Montenegro (MNE) and Albania (AL) will be implemented under the framework of the Instrument for Pre-accession Assistance (IPA II). IPA II supports cross-border cooperation with a view to promoting good neighbourly relations, fostering union integration and promoting socio-economic development. The legal provisions for its implementation are stipulated in the following pieces of legislation:

- Regulation (EU) No 231/2014 of the European Parliament and of the Council of 11 March 2014 establishing an Instrument for Pre-accession Assistance (IPA II)
- Regulation (EU) No 236/2014 of the European Parliament and of the Council of 11 March 2014 laying down common rules and procedures for the implementation of the Union's instruments for financing external action
- Commission Implementing Regulation EU No 447/2014 of 2 May 2014 on the specific rules for implementing the IPA II regulation

### 1.1 Summary of the Programme

The Programme covers a territory of 11,970 km<sup>2</sup> with a total population of about 749,257 inhabitants. Territory in Montenegro accounting for 52.1 % of programme area covers 12 municipalities spread in three geographic regions. The Albanian part is composed by three administrative units, the regions of Lezha and Shkodra and the district of Tropoja accounting for 47.9 % of the programme area. The length of borderline is 244 km of which 38 km are water border. Overall, the programming area has 23 municipalities and a total of 1,144 settlements – towns and villages. The programme area is characterized by a contrasted geographic and climate profile. It presents sharp contrasts as it alternates mountains, hills, rivers, lakes and sea coastline very close to each other. The programme area is home to several National parks, protected zones and landscapes reflecting the rich biodiversity and environmental differences. The population living in the programme area accounts for almost 61% of total population of Montenegro, and 13.5% of Albania. Population in the programme area is a balanced match with Montenegrin population accounting for 50.63%, and Albanian population with 49.37%. The composition of the population in the programme area shows that 50% of population belongs to the 15-49 years old age segment.

#### **Main findings**

Main findings of the analysis rendering the preparation of the document are summarised below:

The programming **area features regional disparities** in terms of socio-economic developments and the structure of economy is different on both sides of the border. While Albanian regions rely on agriculture, services, wholesale and retail markets, Montenegrin regions feature more developed industry, and the

level of tourism is much more developed. Both regions are below their development potential, as they have yet to find ways, and opportunities to benefit from their comparative advantages.

**Business competitiveness is low** on both sides of the border. The structure of economic operators in the programme area is dominated by small and medium enterprises. Higher productivity and further investment in know-how and use of innovation technologies is a precondition to becoming more competitive both nationally and internationally. Majority of the small and medium enterprises (SME) in both sides operate in the services sector. Strengthening of business support mechanisms remains a challenge.

**Agriculture is a major economic potential** in both countries, but underutilized, with **low productivity and competitiveness**. In general rural economy is fragmented, to a higher degree in the Albanian programme area. But, small agricultural holdings face difficulties in accessing country and regional markets. Improving access to market and strengthening the food security system and inspection bodies will be important for increasing agriculture sector competitiveness.

**Tourism** is a great potential for both countries, but unevenly developed. Montenegro is already a popular touristic destination while Albania has yet to become one, as tourism sector in the Albanian part of the programme area is poorly developed despite of the great potential. Obvious synergies, potentially to be supported by the cross-border cooperation (CBC programme), can be built between the regions in Albania and the coastal areas in Montenegro. There is a rich **historic-cultural heritage** in the bordering area that needs to be preserved. Further valorisation of historical and culture heritage could contribute to strengthening the identity of the area, but also as an asset for the economic development.

**Unemployment is relatively high** in both Montenegro and Albania and still a major economic problem. Unemployment remains a sharp problem especially for the socially sensitive groups such as youth, women and rural population. Poverty has become an urban concern, indicating a sluggish performance of economy over the last years, while the revival of the already exhausted urban potential to lead economic growth has become imperative. Unequal **educational** level is present in the programme area, with illiteracy increasing in remote areas. Highly educated young people have a tendency to leave towards regions that provide more opportunities or abroad. The secondary education system is less attractive and accessible, especially for young rural population in the programme area. **Research & Development** and information and communication technologies (ICT) penetration is at a low level in Albania whereas in Montenegro follows the trend of continuous increase and is currently at the sufficient level. Insufficient investments, governmental, regional or local support activities for research and development (R&D) activities are present. Overall, **health** services in the programme are improving, but more needs to be done to ensure universal access to such services by poor households.

**Environment protection** needs serious consideration in future development plans of the programme area. With the overall development of the programme area largely relying on natural resources, their environmental protection and preservation is crucial for the sustainable development of the area. Improved waste management, control of pollution, and improved land management are amongst the

key priorities to be addressed. Further valorisation of natural resources in the view of economic development is a key issue for the development of the area.

### **Main Areas of Interventions**

The **overall objective** of this cross-border programme is to promote/strengthen good neighbourly relations and socioeconomic development of the border regions, through valorising its touristic potentials, an environmentally sustainable and socially inclusive economic development, with respect for its common cultural and natural heritage.

Based on the situation analysis and the Political, Economic, Social, Technological, Legal, and Environmental (PESTLE) and strengths, weaknesses, opportunities and threats (SWOT) analysis the following thematic priorities and specific objectives are regarded as instrumental to be supported through CBC initiatives:

#### **(1) Encouraging tourism and cultural and natural heritage:**

- The competitiveness of the tourism sector is enhanced by the economic valorisation of the cultural and natural heritage

#### **(2) Protecting the environmental, climate change adaption and mitigation, risk prevention and management:**

- The protection of environmental resources in lake and alpine areas is furthered

#### **(3) Promoting employment, labour, mobility and social and cultural inclusion across the border:**

- Employability and social inclusion is fostered.

In addition to the three thematic priorities mentioned above, the programmes will include a specific **Technical Assistance priority** aiming at, amongst other purposes, ensuring the effective management and administration of the cross border programme.

### **1.2 Preparation of the programme and involvement of the partners**

The IPA CBC Programme 2014-2020 between Montenegro and Albania is the result of joint programming exercise work carried out by the participating countries' representatives, including relevant stakeholders from the central level institutions, local level institutions of the programme area, Chambers of Commerce and Industry, entrepreneurs, and local organisations. A Joint Task Force has been established to prepare and implement the programming document under the leadership of Operating Structures. (OSs). Thus, the programme is managed by the Operating Structures - for Montenegro in the Ministry of Foreign Affairs and European Integration, and for Albania in the Ministry of European Integration.

The programming process started in beginning of July 2013 and continued until end of May 2014. The programme was designed through a consultation process involving local stakeholders and potential beneficiaries from both sides of the border. Questionnaires were designed by the CBIB+ and disseminated by the OSs with the support of the JTS to institutions at central and local level, CSOs, to



support the PESTLE and SWOT analyses for the programme and provide one of the indicators for the identification of joint priorities for the cross-border area. Out of 140 questionnaires sent (70 in Albania and 70 in Montenegro), 91 were received back. The overall response rate in the survey was approximately 65%. Clarification interviews were also conducted - 34 in Albanian and 9 in Montenegro. The first draft of the Programming Document was submitted to the Commission on 15 November 2013.

During December 2013 two presentation meetings were held with local government representatives in the framework of the Public Consultation Process from the Albanian side in Shkodra and Lezha with 15 participants. . On the other side, in October 2013, public consultations were held in Bijelo Polje and around 15 participants were present.

During March-April 2014 a second wider circle public consultation process was organised by the Albanian OS in coordination with the Cross-border Institution Building Project (CBIB+) to present to civil society organisations, universities, civic activists, the second draft document of the programme between Albania and Montenegro in the eligible regions from Albania. Civil society actors and local government representatives strongly supported the thematic priorities selected for this programme and also provided details as regards the needs related to their respective regions that are duly reflected in the programme document.

In addition, in order to coordinate the process at national level, a consultation meeting was also organised with the representatives from line ministries in Albania on the thematic priorities and activities proposed in the programmes.

The following table summarizes the process of preparation of this programme.

**Table 1 -Meetings and consultations**

Timing and Place	Activities and Scope
20-21 June 2013, Becici, Budva, in Montenegro	Intra Western Balkan programming meeting for the 2014-20
9 July 2013, Podgorica	Programming Steps and requirements for the PESTLE and SWOT analysis with the OS MNE
August – mid September 2013	Distribution of the questionnaires for the collection of data
16 September 2013, Tirana	Kick-off Meeting with CBIB+ team and Coordination for the programming exercise IPA CBC 2014-2020.
25 September 2013, Podgorica	CBIB+ Training on Strategy Development and Formulation (OS, EUD, JTS/A)
27 September 2013, Tirana	CBIB+ Training on Strategy Development and Formulation (OS, EUD, JTS/A)
02 October 2013, Podgorica	Meeting with Montenegrin Operating Structure – Coordination for the Programming exercise of IPA CBC 2014 – 2020, agreement on programming time-table
08 October 2013, Podgorica	Meeting with various Montenegrin Authorities (line Ministries) – discussion on situation and strategic development prospects

14 October 2013, Tirana	Meeting with Albanian Operating Structure – Coordination for the Programming exercise of IPA CBC 2014 – 2020, agreement on programming time-table, discussion on Situation and strategic development prospects
17 September – 24 October 2013, Tirana, Podgorica	Data collection and elaboration, preparation of PESTLE, finalization of Situation Analysis and SWOT
25 October 2013, Tirana	Meeting of the First Joint Task Force, presentation of the Situation Analysis and SWOT
30 October 2013, Bijelo Polje, Montenegro	Public Consultation meeting with more than 15 participants from the programme area
15 November 2013	Submission of the first draft of the Programming Document to DG ELARG
21-22 November 2013, Belgrade, Serbia	Regional CBC Consultative Forum
12 December 2013, Tirana, Albania	Technical meeting of the programming process between OS, the Commission, EUD and CBIB+ - Discussion on the programme strategies for three programmes took place. Some suggestion regarding formulation of objectives, indicators and eligible areas were made by the EC
19 December 2013, Preliminary Public Consultation, Lezha, Shkodra region, Albania	The programme document was presented, as well as the programming process and rationale for selecting the intervention strategy with local government with 15 representatives. The intervention strategy and the thematic priorities selected resulted to be in line with their view towards CBC needs
January 2014	Review of the Programming Document based on the recommendations of the Commission
7 February 2014	Submission the Commission of the 2 <sup>nd</sup> draft programming document
27 March 2014, Lezha region, AL Wider Public Consultation Meeting with Civil Society and Local Actors with 27 participants	The programming process together with the programme priorities were presented to 27 civil society organisation and local government representatives in Lezha region followed by active discussions on the recommendation and suggestions from participants. The priorities resulted to be in line with their view towards CBC needs.
28 March 2014, Shkodra region AL, Wider Public Consultation Meeting with Civil Society and Local Actors	The programming process together with the programme priorities were presented to more than 32 civil society organisation and local government representatives of Shkodra region followed by active discussions on the recommendation and suggestions from participants. The priorities resulted to be in line with their view towards CBC needs.
30 March 2014	The Commission comments on the 2 <sup>nd</sup> draft document



16 April 2014, Tirana, AL, Consultation Meeting with the Line Ministries	The programming process and programme priorities for the 3 borders, AL-KSV, MNE-AL, MK-AL were presented to the line ministries covering the priorities and activities in the documents. The aim was to consult with the current national programmes in the respective fields of action and not overlap, including possible synergies. The draft documents resulted to be in compliance also with the national strategies and conceived as highly important for the development of the regions by the participants.
17 April – 1 May 2014	Reflection on comments received from the Commission and the public consultations meetings
30 May 2014	Submission of the draft final version of the Programming Document to the Commission

## Section 2: Programme Area<sup>1</sup>

### 2.1 Situation Analysis

The programme area for the Cross-Border Programme between Montenegro and Albania covers a territory of 11,970 km<sup>2</sup> with a total population of about 749,257 inhabitants. The territory in Montenegro accounts for 52.1 % as against 47.9 % in Albania. The borderline is 244 km of which 38 km are water border. There are three operational border-crossing points between Albania and Montenegro along this borderline. The programme area in **Montenegro** covers municipalities: Andrijevica, Berane, Plav, Gusinje<sup>2</sup>, Petnjica<sup>3</sup> and Rožaje; Podgorica, the capital of Montenegro and Cetinje, Danilovgrad, Budva, Bar and Ulcinj. The programme area in **Albania** includes the regions of Shkodra and Lezha and the district of Tropoja<sup>4</sup>. Overall, the programming area has 23 municipalities and a total of 1,144 settlements – towns and villages.

<sup>1</sup>This section provides a summary of main data from situation, PESTLE and SWOT Analysis.

The full version of the analysis is annex to the programme document

<sup>2</sup> Gusinje is a new municipality, introduced as an administrative division of the municipality of Plav; it is in its early stages of organisation

Petnica is a new municipality, introduced as an administrative division of the municipality of Berane; it is in its early stages of organisation; Gusinje is also a newly established municipality.

Tropoja district has 1 Municipality of Bajram Curri, and 7 Communes – Bujan, Bytyc, Fierze, Lekbibaj, Llugaj, Margegaj and Tropoja

Handwritten signatures and initials in blue ink, including a large signature and the initials 'OS' and 'ck'.



### Geography

The programming area is home to several National parks, protected zones and landscapes reflecting the rich biodiversity and environmental differences. The territory in **Montenegro** is characterized by a contrasted geographic and climate profile, loaded with mountain ranges, plains, valleys, rivers lagoons and lakes. The continental or northern part of the region is a mountainous area. Mountain peaks reach up to 2,500 m and the territory is crossed by rivers, like Lim, Morača and Tara, forming impressive canyons and valleys. The Territory in **Albania**, presents sharp contrasts as it alternates mountains, hills, rivers, lake and sea coastline very close to each other. It has numerous rivers crossing the territory, often causing floods during the rainy seasons. It extends from high mountains (Alps of Albania) in its northern part bordering Montenegro to the coastline (Velipoja and Shengjin) in the north-western part of Albania. The highest peak is Jezerca – 2,694m in the Shkodra region with the lowest -6m in the Lezha region. The programme area has a Mediterranean climate in its coastal area with hot dry summers and autumns and a continental climate in the northern mountainous area of Shkodra and Tropoja with relatively cold winters with heavy snowfalls inland. Such contrasting geographical elements enrich the environment and flora and fauna of the programming area. Its natural resources are stimulating for the





development of tourism and agro-business as the main economic drives to increase the opportunities for the welfare and prosperity of the inhabitants in the programme area.

### Demography

The population living in the programme area accounts for almost 61% of total population of Montenegro, and 13.2% of Albania. Population in the programme area is a balanced match as the Montenegrin population accounts for 379,366 or 50.63%, and Albanian population stands at 369,891 inhabitants or 49.37%. In the Montenegrin part the density of population at 65.7inh/km<sup>2</sup> is higher than national average of 45 inh/km<sup>2</sup>, while in Albania it is 59 inh/km<sup>2</sup>, lower compared to the national average of 97 inh/km<sup>2</sup>. The programme area has a natural increase rate of 1.87%, which is below national average of 2.2%; mortality rate stands at 9.4% equal to the national average. The programme area in **Montenegro** has a predominantly urban population accounting for about 52% of its population, yet lower, compared to 62% living in urban areas at national level. About 49% of the population in the programme area is concentrated in Podgorica. In **Albania** the total number of population living in the programme area is 369,891 inhabitants or about 13.2% of the country's total population. Shkodra region is the sixth largest region of the country with a population of 215,347, or about 7.6% of the total population followed by Lezha which ranks 10<sup>th</sup> among the regions of the country, numbering a total of 134,027 inhabitants or 4.7% of the total population of Albania. The Tropoja district registers a total population of 20,517 accounting for 0.07% of the Albania's total population. The population is predominantly rural, accounting for an average of 53.2 %. It is Shkodra region determining the average as its rural population accounts for 55.6% of its 119,794 inhabitants. Contrary to that, Lezha region has an urban dominance with about 53.8% of the population. The district of Tropoja has a predominantly rural population, which accounts for about 74% of its population. The composition of the population in the programming area of both countries shows that 50% of population belongs to the 15-49 years old age segment.

### Poverty

Vulnerability of the Montenegrin population has increased recently as the number of persons below the poverty line did increase from 6.6% of total population to about 9.3% of the population of Montenegro in 2011. The increased poverty rate is much more emphasized in rural areas, averaging 18.4% as against urban areas where it averaged 4.4% in 2011. Inequality has increased in Montenegro as Gini coefficient increased from 24.3% in 2010 to 25.9% in 2011<sup>6</sup>. Vulnerability of the **Albanian** population increased in 2012; the registered number of persons below poverty line rose by 8.4%. Extreme poverty has reached 2.2% in 2012 as against 1.2% registered in 2008. The regions in the programme area are poorer compared to the national average of poverty rate 14.3%. Lezha region registers a 17.5% poverty rate and Shkodra region is slightly better with a 15.7% poverty rate. Tropoja district belongs to the poorest Kukës region in Albania with a 21.8% poverty rate. Poverty has become an urban concern, indicating a sluggish performance of economy over the last years, while the revival of the already exhausted urban potential to lead economic growth has become imperative.

<sup>5</sup> INSTAT Census 2011

<sup>6</sup> World Bank, Country programme snapshot

Handwritten signatures and initials in blue ink, including a large stylized signature and a smaller one with the number '5'.

### Economy

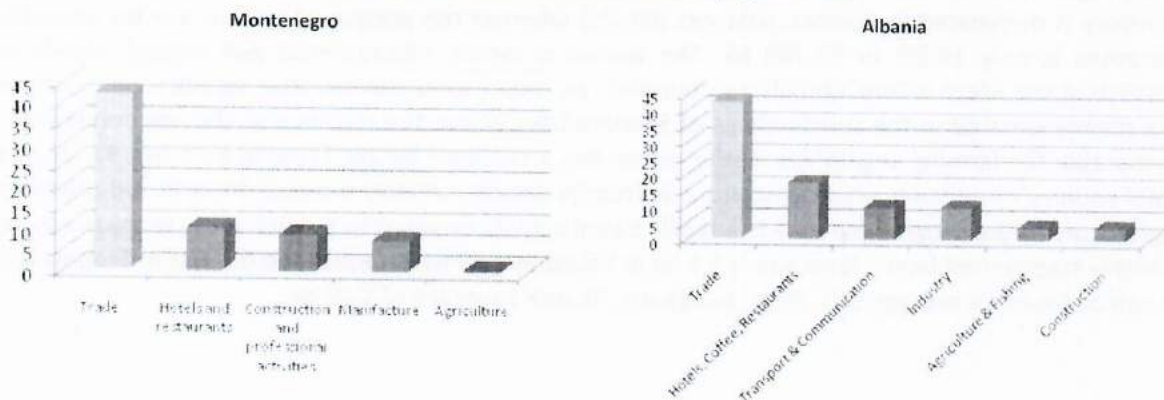
The programming area features all the regional disparities encountered in **Montenegro** in terms of socio-economic developments. It is, as at national level, dominated by Podgorica, which is the economic engine of the country. Each municipality of the programme area is below the national average with the municipality of Plav being the less developed in the country. Unlike Budva which has the highest development index in Montenegro at 362.4 the other two coastal municipalities of the programming area Bar and Ulcinj, are below the national average.

In **Albania** regional disparities are evident too. The socio-economic development of the country leans heavily in favor of the central region. Shkodra is the most developed region in the programme area of Albania. Shkodra Region contribution to GDP amounted to EUR 555 million in 2011<sup>7</sup>, equaling to 6.1% of the total GDP of the country, ranking seventh amongst 12 regions of Albania. The main contributor to the economic activity of the Region is agriculture accounts for about 26 % of GDP's contribution, followed by trade, hotels, transport and communications with 23 %, financial sector and real estate 19 %, industry 11% and construction with 8%. Lezha's region GDP for the year 2011 amounts 3.7% of the country's GDP<sup>8</sup>. Main contributors to Lezha's region GDP are trade, hotels, transport and communication with 26 %, agriculture sector 25 %, financial and real estate sectors 19 %, construction 10 %, while industry is the smallest contributor with 8%. Kukes region contribution to Albania's GDP, where Tropoja represents accounts for 24% of the population, is the lowest in the country with only 2.4%; most important sectors are Agriculture which accounts for 34 % and Trade, Hotels and Tourism with 20%.

### Private Sector

The structure of economic operators in the programming area is dominated by small and medium enterprises. SMEs in Montenegro account for 98.6% of the total number of economic operators while in Albania they are 95.4% of the total. Majority of the SMEs in both sides of the border operate in the services sector. Most of the **Montenegro's** economic operators are concentrated in the programme area, accounting for 67.3% of the total number of enterprises at the national level. About 49.2% of these SMEs are located in Podgorica indicating the disparities of regional development.

Graph 1. SMEs by main economic sectors in the programme area



<sup>7</sup> INSTAT, Regional Accounts 2013

<sup>8</sup> INSTAT, Regional Accounts 2013

Handwritten signatures and initials: "D. K...", "JGA", and "CR".



In **Albania** the programme area registers a total of 10,174 enterprises<sup>9</sup> as of end 2012 or about 9.7% of the total number of enterprises of the country. It has a birthrate<sup>10</sup> of 13%, higher compared to the national average of 12.2%, mainly affected by Shkodra, which at 14.4% indicates a comparatively higher drive of economic activity as against Lezha region and Tropoja district with 10.8 %. The structure of enterprises is dominated by very small enterprises, employing 1-4 persons, which account for 85.7% of the total enterprises in the programming area. Besides the small size of the enterprises, an important factor, which is an impediment to economic development in the programming area, in both sides of the border, is the lack of technological know-how and labour skills. It remains a key challenge as the market demand for high quality services and products is mismatched by the inadequate labour skills. Another key challenge is the SMEs poor access to financing; the overly prudent lending policies adopted by financial institutions in both countries are a serious impediment to the growth of enterprises in the programme area.

### *Agriculture and Rural Development*

The Montenegrins part of the programme area is richer in agricultural resources and has more potential in this sector compared to Albania's part. However, the agriculture sector and its development is equally important for the entire programme area, especially because of the large part of population that lives in rural area where agriculture is the main economic activity. A common feature in the programme area is low productivity and competitiveness of agriculture. It is based on: small-scale holdings which constraints production and profit; production to mostly cover subsistence needs rather than for direct sales on green markets; low level of finalization of agricultural products and underdeveloped food industry.

The programme area covers about 38% of the total agriculture land of **Montenegro**. Employment in agriculture is reported to be around 2.5% of the total employed<sup>11</sup>, Podgorica is the main Montenegrin lowland region – alone it has about 31.5% of agriculture land in the programme area. It offers optimal conditions for diversified production: vegetable, field crop production, livestock, fruit and wine. Wine, which is the main export oriented production in Montenegro, is produced in Podgorica - about 80% of the total wine production of the country.

The programme area in **Albania** covers about 13.3% of the country's total agriculture land<sup>12</sup>. Most of its territory is dominated by forests, pastures (85.2%) whereas the portion of land in use for agricultural purposes is only 14.8% or 92,748 ha. The terrain is mostly mountainous and rugged, significantly restricting the areas where agriculture potential can retain some comparative significance. Such areas are mainly situated in the surroundings of Shkodra Lake where the terrain and climatic conditions are favourable for farming vegetables. Lezha region has a tradition for pig farming as it has 91.7% of the total country's inventory, while agriculture in Tropoja district is mainly oriented towards rye production. Agriculture in the programme area is a family based activity oriented to toward subsistence needs, with a highly fragmented land – farm size is 1.1 ha in Shkodra; 0.89 ha in Lezha, and 0.60 ha in Tropoja which is half of Albania's average of 1.20 ha, as against Albania's average of 1.20 ha.

<sup>9</sup> INSTAT, Statistical Business Register of Enterprises 2012

<sup>10</sup> The number of new enterprises registered for a given year expressed as % over the total number of enterprises.

<sup>11</sup> Industry and occupation of population in Montenegro-Census 2011 MONSTAT release 197

<sup>12</sup> Statistical yearbook, Ministry of Agriculture

*JGA*  
*Jan 5*  
*OK*



### Tourism

Tourism is differently important for the economies of Montenegro and Albania. Montenegro is already a popular touristic destination while Albania has yet to become one. In **Montenegro**, tourism is a main sector of economy, which accounts for about 9.9% of the country's GDP in 2012, or about EUR 336 million which is 20.7% higher than in 2011<sup>13</sup>. The coastal region in the programme area accounts for over 69% of the country's total overnight stays in 2012<sup>14</sup>, mostly in the holiday period July-August. The coast of the programme area attracts about 67.5% of all 1.44 million tourists that entered Montenegro in 2012. Some 160 seaside accommodation facilities in the programme area account for about 49% of the total accommodation facilities in Montenegro, while it has also about 30% of accommodation facilities of non-coastal areas of the country. Despite the current low level of tourist visits, the continental region has many advantages for developing all kind of tourisms related to mountain sports (skiing, hiking, biking, rafting, etc.), untouched nature and rich biodiversity (two national parks, lakes, canyons, etc.), authentic rural life, traditional and quality food production.

The tourism sector is less important in the **Albanian** part of the programme area (even-though it has a great potential), compared to Montenegrin' side. More specific, Shkodra and Lezha regions and Tropoja district have high individual potential for developing an all-year round tourism. Attractive nature and landscape of the mountainous and hilly nature, as well as the lake of Shkodra, the Valbona valley in Tropoja and other National parks, protected zones; tourist sightseeing (natural landscapes, rare species, etc.); agro-tourism, sites of historical and cultural interest such as prehistoric dwelling places, archaeological sites, cult objects, need to be better promoted along to a faster developing coast tourism in Shkodra (Velipoje) and largely in Lezha (Shengjin).

### Infrastructure

Montenegro and Albania are part of the SEETO<sup>15</sup> – core Network. The position of the programme area highlights the importance of a good transport infrastructure in the future development of tourism, trade, cultural exchanges and increase of competitiveness. The **road** infrastructure linking Montenegro and Albania especially through Sukobine - Muriqan and Božaj -Hani i Hotit has been significantly upgraded. The services infrastructure of these border-crossing points has also been improved allowing faster communication between the two areas, thus able to facilitate transport, trade and tourism. The third one in Gercan - Plav is less developed. A fourth border-crossing point in Cijevna Zatrijebačka - Triesh, will be linked with it by about 23 km of road inside Albanian territory, which is under construction with EBRD funding. It will significantly shorten the time of travelling from Plav to Podgorica (expected travel time through the Albanian territory about half an hour). Montenegro and Albania have agreed to integrate procedures of organising **railway** transport between countries. One railway passes through the programme area from Podgorica to Shkodra of about 63.5 km in length; it is used only for freight transport as the line is not electrified. The same railway connects Tirana with Shkodra via Lezha. Future plans include its electrification, at least on the Montenegrin side, and using this railway also for passenger transport, by adopting the urban municipality Tuzi, a subdivision of Podgorica Municipality as the common border station.

<sup>13</sup> World Travel Tourism Council – March 2013

<sup>14</sup> MONSTAT – Tourist Arrivals and Overnight Stays by Cities 2012

<sup>15</sup> South-East Transport Observatory. Road Corridors & Links involves in: Albania, Bosnia, Croatia, Kosovo, former Yugoslav Republic of Macedonia, Serbia, Montenegro



**Telecommunication** in the programme area benefits from both land (fixed) and mobile telephony. The fixed telephony in Montenegro is fully digitalized. The number of subscribers corresponds to a 27.55% penetration rate. The mobile telephony market has three telecommunications operators. In 2012 the three mobile companies reported a total of 990,868 users, corresponding to a penetration of 159%. In Albania, the level of penetration of fixed and mobile phones in the programming area stands at 88.15%<sup>16</sup>, slightly below the national average of 89.47 %. However, with the exception of the main cities, penetration of fixed telephony in rural areas is low; communication is mostly based on mobile phones. Level of mobile phone penetration in Albania is over 130%.

**Computer literacy** in Montenegro<sup>17</sup> averages 35% among the population 15 years old and over. About 16% of the population is partially computer literate. In Albania, the level of internet penetration (meaning there is a computer being used to access the internet) in the households in the programming area stands at 9.97%, which is below the national average of 12.35%.

**Energy** is available to all municipalities in the programming area. Most of the energy needs in both sides are met through imports. The completion of the 400 kv interconnection line between Albania and Montenegro (Elbasan-Podgorica), increases the capacities of energy exchanges between the two countries, thus increasing the security of electricity supply in the country. Although there are large but yet unexploited hydropower resources (especially in Albania) the area is characterized by a low efficiency in the use of electricity. Use of electricity for heating purposes is widely spread.

Most of the households (247,354) in Montenegro use **water** from the public water system, although public water system may be insufficient in rural areas and during summer time. Out of the total number of dwellings<sup>18</sup> 92% of them have access to water supply systems inside their houses and the same number is connected to sewage system inside the house. In the Albanian programme area the water supply, sewage systems and irrigation remains problematic. Access to water inside the dwellings in the programming area is secured to about 55% of them; about 40% has some access to water supply systems, while 4.6% of the household in the programming area have no access to water supply system.

## Social

### Labour market

Unemployment in both Montenegro and Albania is relatively high by international standards. It is still a major economic problem in both sides of the programme area and is characterised by significant regional differences. In **Montenegro** the labour market has suffered the crisis registering an increase in unemployment which reached 20.45% in 2011<sup>19</sup>, lowering at 19.6% in 2012. The programming area is home to about 93.4% of the active labour force of the country; the coastline region and the central region doing better than the poorer and less developed northern landlocked regions. Most of the labour force is employed in the services sector (76.2%), followed by industry with 18.1%, agriculture with 5.6%, of the total employed. The largest employer in the programme is the commerce sector with 20.5 %, followed by public administration with 12.5 %. Females make up for 44.1 % of total employed.

<sup>16</sup>Albania, Census 2011

<sup>17</sup> MONSTAT, Population by computer literacy per municipalities in Montenegro 2011, Release No. 156

<sup>18</sup>MONSTAT. Dwelling by availability of installations, Release No. 280

<sup>19</sup>Montenegro Census 2011



Total labour force in **Albania** amounts to 1,117,082 people as of end December 2012<sup>20</sup>. It has seen no major shifts, despite the economy has slowed down during the last 2-3 years. Total unemployment<sup>21</sup> rate stagnated at 13.9%, same as in 2011. Unlike Tropoja, the unemployment in the Shkodra and Lezha regions, mirror the same average unemployment rate as at national level, while all three maintain the same employment structure. As of end 2012, the number of unemployed in Shkodra stands at 19,417 persons, accounting for 13.6 % of the total unemployed, while Lezha with 15,021 unemployed persons accounts for 10.6 % of the total. Whereas Tropoja registers 2,368 unemployed or about 36 % of the total labour forces belonging to the age 15-64 years old in Tropoja district. Unemployment is more present in the urban areas, as those living in rural areas are considered self-employed.

### Education

Unequal educational level is present in the programme area, with illiteracy increasing in remote areas. Highly educated young people have a tendency to leave towards regions that provide more opportunities or abroad. The secondary education system is less attractive and accessible, especially for young rural population in the programme area. Private schools and Vocational training are present but unable to match labor market demands for qualified and skilled employees, constituting thus an impediment to the economic development of the programme area. Educational provision at all levels requires improvement in order to meet labour market needs. The education system in the programme area in both countries requires reform, especially practical learning experiences and links with the business sector. Improvement of school infrastructure is a major priority for both governments at central and local level. Improving the educational system and school infrastructure is a major priority for the programme area. The CBC programme will have a limited role in addressing these issues but may support exchanges between schools and vocational training centres in the border areas. The presence of universities and research centres in both sides of the programme area is an asset for the CBC programme and an opportunity not only for further enhancing academic cooperation, but also for initiating research programmes in the border area and in several sectors such as agriculture or tourism.

**Research & Development** is undeveloped. Insufficient investments, governmental, regional or local support activities for R&D activities are present, in spite of the fact that 4 Universities are present in the programme area. There is no specific data on RDI but there is virtually lack of co-operation between education institutions in both countries, and research, development and innovation area is not explored. Montenegro spends about 0.41% of GDP in Research and Development<sup>22</sup>, while Albania spends about 0.02% of its GDP<sup>23</sup>. Albania and Montenegro have signed an agreement regarding the mobility of researchers and technical experts between partner universities; setting up joint research centres to study hydro resources of Buna river and Shkodra lake; and a joint centre of advanced studies on seismological risks in the Western Balkans.

### Health

The organisation of the health system in Montenegro and Albania is similar; it is largely public with a modest (but increasing) private presence, and territorial coverage is duly provided with services of

<sup>20</sup> INSTAT, Quarterly Statistic Bulletin, No. 2, 2013

<sup>21</sup> Unemployment rate represents the percentage of unemployed persons in the total active population.

<sup>22</sup> R&D in 2011, Montenegro Statistical Office, release No. 24

<sup>23</sup> Albania, State Budget 2012



primary, secondary and tertiary health care. Overall, health services in both countries are improving, but more needs to be done to ensure universal access to such services by poor households. The next key challenge to guarantee that all citizens are provided with appropriate health services is to remove the economic barrier for accessing quality services, which is aggravated by the lack of total health insurance.

### *Culture*

The culture in the programme area is, overall, characterized by elements of different individual and common traditions. Tourist centres and big cities are rich in cultural heritages that include monuments and religious sites (churches, monasteries and mosques), old towns, archaeological sites and different museums. The programme area is also rich in diversified culinary and handicraft traditions that could play an important role in further promotion and tourism development. Cross-border cooperation could play an important role in protecting and promoting this heritage and further strengthening the regional cooperation ties between the two countries. Limited public investments and subsidies have kept a low level of cultural activities in the programme area despite its rich heritage. Cultural activities and contacts can however be intensified, thus creating a basis for a more active cross-border co-operation. This creates favourable conditions to further develop joint initiatives aimed at adding value to the common heritage to the two sides of the border areas.

### *Civil Society*

There are 5, 843<sup>24</sup> CSOs registered in **Montenegro**. Most of them are citizens' associations (5,665), and 175 foundations. The most influential and experienced CSOs are located in Podgorica, active in various sectors (human rights, public policy, environment and rural development, capacity building, disabilities, etc.). Most of them have an experience in defining CBC projects. Human capacities and funding capacities are generally insufficient; partnerships with local authorities as well as regional CSO networking are still weak. However, the local network of community organisations is diverse and rich. Some of them, such as the mountaineers associations, may play an important role in implementing the CBC initiatives.

**Albania's** CSO sector is small and relatively undeveloped. Officially there are 2,231 registered associations, 311 foundations, and 552 centres<sup>25</sup>. Most of the CSOs are concentrated in the capital Tirana, or in the central region (which includes Tirana and major towns such as Shkodra, Durres, Elbasan, Korce). Civil society is weakly represented in all rural areas. The CSO society sector in Albania as a whole is poorly integrated and represented. There is no sector-wide forum or network dedicated to the coordination of CSO efforts.

### *Environment and Nature*

Environmental protection and preservation are key for a sustainable development of the programme area, which is quite rich in environmental resources and biodiversity on both sides of the border. However there are several factors that threaten the environment resources in the programme area, such as; deforestation due to uncontrolled falling of trees; poor water and sewage management; uncontrolled waste disposal; unregulated urbanization; in some areas industrial pollution; risk of pollution of rivers and lakes from illegal landfills; the intensive use of pesticides is harming agriculture;

<sup>24</sup> Montenegro Needs Assessment Report TACSO It is unknown how many of them are active

<sup>25</sup> Recent civil society assessments and intensive observations from the TACSO Albania Office estimate that the total number of active CSOs does not exceed 450

the fauna in the lakes and rivers is threatened by over-fishing and illegal hunting. Land degradation is present on both sides of the border. Cooperation between the two countries with regard to protection and rehabilitation of Shkodra Lake has increased in the last decade.

**Montenegro** has a high biological diversity due to its geological background, climate and the position of sea and mountains in close proximity. Montenegro has two world heritage sites, one biosphere reserve and five national parks. Environmental preservation protection is a pillar of all development strategies of the country. Montenegro's national network of protected areas covers 108,866 ha<sup>26</sup> or 7.88% of the total territory. It comprises 5 national parks – Skadar Lake, Durmitor, Lovćen, Biogradska Gora, and Prokletije.

In **Albania**, the programming area offers a rich biodiversity and climate as it includes mountains, hills, plains, lake, rivers and coastline. It has 8 natural parks<sup>27</sup>, managed nature reserves and protected landscapes, which cover over 13% of the total territory. The most important natural park in the programme area is the Shkodra Lake.

Social and economic changes of recent years, demographic shifts in both Albania and Montenegro have put pressure on protecting and preserving the environment and biodiversity in the programme area. Over the past decade damages are evident in the forests area due to the interventions of the local population. Most of the damage was due to abusive logging and over-grazing. The protection of natural resources with a focus in the forests, protected zones and exploitation of water resources represent economic and environmental values for this area. Although the awareness on environment protection has increased, a higher degree of enforcement of environmental protection standards is required to ensure proper urban development and the expansion of tourism. Reduction of existing pollution, management of urban waste and ensuring the quality of drinking water for purposes of protecting public health and guaranteeing a clean environment, associated with measures to protect the land from natural and man-made destruction and enforcement of a strategic urban planning process are the main challenges to cope with in the programming area.

## 2.2 Main Findings

The programme area is diverse, but still several common features related to nature, geographic position, demographic trends, economy, human capital etc, could generate synergies and be a good opportunity for developing and implementing CBC initiatives.

- ✦ **Economic features** of both countries indicate similar trends. Both countries are classified as upper-middle income economies by the World Bank. The structure of economy is different on both sides of the border. While Albanian regions rely on agriculture, services, wholesale and retail markets, Montenegrin regions feature more developed industry, and the level of tourism is much more developed. Agriculture is commonly important for both sides. Key challenges include: addressing regional economic disparities; low level of productivity as a result of lack of technological know-how and labour skills and mismatch of market demand for high quality services and products and inadequate labour skills.

<sup>26</sup> MONSTAT, Statistical yearbook 2012

<sup>27</sup> Albania, Ministry of Environment, Network of Protected areas in Albania September 2013





- ↓ **Competitiveness is low on both sides of the border**, higher productivity and further investment in know-how and use of innovation technologies is a precondition to becoming more competitive both nationally and internationally. In border areas businesses normally exploit across the border and international trade opportunities but trade between both countries and third parties is still constrained by heavy administrative barriers.
- ↓ **Strengthening of SMEs networks and service connections existing in the border areas is an underutilised potential.** Over 97% of registered SMEs employees less than 4 persons. Level of cooperation across the border is minimal. A key challenge is the SMEs poor access to financing. The overly prudent lending policies adopted by financial institutions in both countries are a serious impediment to the growth of enterprises in the programme area. Promotion of *e-business* is a challenge. In sum, in terms of private sector development there are clear synergies to be developed within the programme area and to be supported by the CBC programme.
- ↓ **Both sides of the programme area are increasingly becoming more attractive to foreign investors**, but there is a need on both sides to improve conditions and especially the infrastructure for doing business. Investments in tourism, renewable energy and agriculture could be potential sectors for attracting more FDIs. Light and food processing industries are also considered as a potential for accelerated economic growth of the programme area.
- ↓ **Agriculture is a major economic potential in the programme area, but underutilised.** In general rural economy is fragmented, to much higher degree in the Albanian programme area, and small agricultural holdings have difficulties in accessing markets. Production is moderately diversified and the range of main agricultural produce on both sides of the border is more complementary than competing. Key challenges include: improving access to market; strengthening the food security system and inspection bodies; and in general increasing agriculture sector competitiveness. Future intervention should aim at improving efficiency in agriculture and forestry and to develop additional sources of income from preserving natural assets and tourism.
- ↓ **Unemployment remains a sharp problem** for the population of the programme area, especially for the socially sensitive groups such as youth and rural population, women. Employment insecurity is considered as the main reason for high migration rate, especially in the rural or less developed areas where the unemployment rates are high as result from subsistence and low-scale agricultural production that provide a form of social security for the bulk of the rural population and work as a buffer against high rates of registered unemployment.
- ↓ **Environment protection needs serious consideration in future development plans of the programme area.** With the overall development of the programme area largely relying on natural resources, the environmental protection and preservation of these resources is crucial for the sustainable development of the area. Challenges include: need to enhance enforcement of environment regulation and standards to ensure better management of forestry and protected areas to prevent environmental degradation; preventing uncontrolled exploitation of natural resources in the programming area; low awareness of local stakeholders for the better use of




natural resources. Improved waste management, control of pollution, and improved land management are amongst the key priorities to be addressed by governmental and local development plans. Further valorisation of natural resources in the view of economic development is a key issue for the development of the area, especially on the Albanian side of the border.

- ✦ **Poor infrastructure is a main challenge to the economic and social development** of the programme area. The sustainable development and improvement of transport and public infrastructure could contribute to sustainable economic growth and a general increase of wealth in the programme area. Development of infrastructure that facilitates business and the diffusion of networks and services to support business development and innovation, could contribute to a general increase of wealth and economy in the area.
- ✦ **The programme area has high tourism potential but these opportunities are utilized mainly in the Montenegrin side**, while tourism in the Albanian side is poorly developed despite of the great potential. CBC initiative aiming to produce a joint touristic offer should be considered. Key challenges remain: the unbalanced tourism development with the prevalence of seaside tourism and the need to develop diverse type of tourism (mountain culinary and agro-tourism) throughout the programming area; poor tourism infrastructure (especially on the Albanian side); low visibility of the rich historical and cultural heritage and traditional peculiarities; need to increasing income in the programming area by promoting activities to preserve tradition, cultural and natural heritage. Obvious synergies, potentially to be supported by the CBC programme, can be built between the regions in Albania and the coastal areas in Montenegro, but also with the "less touristic areas" in north-east of Montenegro which have similar characteristics in terms of environment, wild nature and mountains with north of Albania.
- ✦ **There is a rich historic-cultural-artistic heritage in the bordering area that needs to be preserved.** Further valorisation of historical and culture heritage could contribute to strengthening the identity of the area. Cultural heritage is an asset for the economic development of the programme area. The cooperation among culture institutions is present, but it could be intensified further.
- ✦ **Improving the quality of educational system and school infrastructure is a challenge and priority** for the programme area, particularly in rural areas. The presence of important private and public universities and business research centres in the programme area is an asset for the CBC programme. Further joint action could be undertaken to establish network of vocational training centres as well as higher institutions and research agencies and organisations.
- ✦ Overall, the **health sector is poorly and unevenly developed** and the lack of a proper legal framework for health insurance in rural areas (in Albanian side of the border) is still hampering its development. Given that health sector is centrally managed, perhaps not much can be done under CBC programmes, but certainly there is room for potential joint activities related to health prevention campaigns and health education.

- ✚ **Encouraging regional CSO networks** (including sport, youth and cultural organisations) could contribute to maintaining and strengthening the ties between the communities on both sides of the border in this multi-ethnic programme area.
- ✚ **Research & Development and ICT penetration is significantly disproportional between the countries and at the low level.** Insufficient investments, governmental, regional or local support activities for R&D activities are present, in spite of the fact that 4 Universities are present in the programme area. There is no specific data on RDI but there is virtually lack of co-operation between education institutions in both countries, and research, development and innovation area is not explored.
- ✚ **Local and regional governments are in general, financially weak and cannot boost local development.** Unlike Albania, Montenegro does not have regional Governments. Challenges include: lacking skills in management, financial control and budgeting, democratic approaches in decision-making processes. Absorption of EU funds is low. Cooperation between local governments between two countries could be improved. Decentralization process is on-going in both countries.

Based on the situation analysis and the PESTLE or SWOT analysis the following potential interventions are regarded as instrumental for the development of the border region:

- 1) **Tourism and cultural heritage;**
- 2) **Environmental protection, climate change and risk prevention;**
- 3) **Employment, labour mobility and social inclusion;**
- 4) **Technical Assistance.**

## Section 3: Programme Strategy

### 3.1 Rationale - Justification for the selected intervention strategy

The CBC Programme will aim to promote joint cross border initiatives and actions seeking to improve the economy of the border areas in a socially and environmentally sustainable way. Three thematic priorities are selected under this programme, which include:

#### **THEMATIC PRIORITY 1: Encouraging tourism and cultural and natural heritage;**

The first priority will promote joint cross-border initiatives and actions aiming to support economic development with focus on tourism (but not exclusively), as it is considered to have a great potential for the programme area as a whole. In addition, cultural and other social exchanges will be supported. This priority of the programme will contribute to improving growth and living standards by providing opportunities for wider partnerships and exchanges of common interest across the border to develop tourism and valorise cultural heritage of the area. Actions to be implemented are expected to affect improvement of quality of services, establishment of networks and partnerships between local government and local stakeholders to promote joint tourist sites, preserve cultural heritage, encourage



entrepreneurship and competition in the tourism sector, promote joint touristic offers, develop and promote new brands of local products, promote the area's image to potential investors and visitors, etc. The expected results will have an impact on promoting tourism entrepreneurial activities across the border and enhancing exchanges of cultural, historical values, and cultural diversity as a unique shared feature of areas on each side of the border.

**THEMATIC PRIORITY 2: Protecting the environment, promoting climate change adaptation and mitigation, risk prevention and management**

With the overall development of the programme area largely relying on natural resources, the environmental protection and preservation of natural resources is crucial for the sustainable development. The action under this priority will support cooperation on environmental protection such as the Shkodra/Skadar Lake and its surroundings, establishing cross-border synergies for the management of the protected areas located in the border area, support to reduction of pollution and integrated protection, and management of sensitive ecosystems, and good use of surface waters, integrated environmental monitoring systems and data bases, actions designed to encourage environmentally-friendly economic activities, etc, with the aim of further valorisation of natural resources in the view of economic development.

**THEMATIC PRIORITY 3: Promoting employment, labour mobility and social and cultural inclusion across the border**

This priority will aim to address the issues related to high unemployment rates especially among young population and women, low integration of cross border labour markets, and labour mobility. Actions under this priority will aim to promote better linkage of vocational training with labour market demands so as to increase the skills of labour force and enhance employment opportunities, labour intensive economic initiatives with a cross border outreach, cooperation between education institutions and the private sector to improve matching of training curricula with labour market requests, development of continued e-learning to improve skills of employed and unemployed people to increase their chances on the labour market, support utilising ICT technologies to networking and cross-border work force mobility.

The following table provides a summary of the background and justifications that lead to selection of these priorities were selected.

**Table 1: Synthetic overview of the justification for selection of thematic priorities**

Selected thematic priorities	Justification for selection
	<ul style="list-style-type: none"> <li>▪ Tourism is the most promising economic sector in Montenegro, while holding a high potential for development in the Albanian programming area as well.</li> <li>▪ Need to promote the development of diverse type of tourism (mountain culinary and agro-tourism) throughout the programming area as it has an unbalanced tourism development with the prevalence of seaside tourism;</li> <li>▪ Need to enhance the visibility of the rich historical and</li> </ul>



<p>Encouraging Tourism and Cultural and Nature Heritage.</p>	<p>cultural heritage and traditional peculiarities, with a view to increasing income in the programming area by promoting activities to preserve tradition, cultural and natural heritage;</p> <ul style="list-style-type: none"> <li>▪ Need to increase the level of cooperation between stakeholders in the area of tourism development and cultural and natural heritage preservation.</li> </ul>
<p>Protecting the environment, promoting climate change adaptation and mitigation, risk prevention and management.</p>	<ul style="list-style-type: none"> <li>▪ Rich natural biodiversity and existence of several protected areas and national parks in the programme area and the high vulnerability of the region concerning floods.</li> <li>▪ Need to promote and enhance the enforcement of environment regulation and standards to ensure better management of forestry and protected areas to prevent environmental degradation;</li> <li>▪ Need to promote joint efforts in the management and control for protection of natural resources and preventing uncontrolled exploitation of natural resources in the programming area;</li> <li>▪ Need to promote the increase of the awareness of local stakeholders for the better use of natural resources, and the existing high potential in forests and also promoting eco-tourism.</li> </ul>
<p>Promoting employment, labour mobility and social inclusion</p>	<ul style="list-style-type: none"> <li>▪ High unemployment rates especially among young population and women, de-population and outflow of skilled and educated people in rural part of the programming area and a very low integration of cross border labour markets, and low cross border mobility;</li> <li>▪ Need to increase accessibility in the labour market, especially of rural population by promoting the development of employment programmes for social integration of marginalised groups to mitigate the risk of high migration rates;</li> <li>▪ Need to promote the better linkage of vocational training with labour market demands so as to increase the skills of labour force and enhance employment opportunities;</li> <li>▪ Need to promote the turning of multi-ethnicity in the programme area into an advantage for economic, social and cultural inclusion which increases the level of integration of cross border labour markets and labour mobility as well;</li> <li>▪ Need to promote activities of research and development by using the existing research and high education institutions in areas of common interest which increase the benefits deriving from such of cross-border cooperation.</li> </ul>

*JGA*  
*OK*

### 3.2 Description of programme priorities

The following tables provide a description of each priority supported by specific objectives, results, activities and indicators:

PRIORITY 1 – ENCOURAGING TOURISM, CULTURAL AND NATURAL HERITAGE				
Specific objective(s)	Results	Indicators*	Sources of verification	Types of Activities
<p><u>Specific Objective 1</u></p> <p>The competitiveness of the tourism sector is enhanced by the economic valorisation of the cultural and natural heritage</p>	<p><u>Result 1.1</u></p> <p>The quality of tourism services and products is upgraded</p>	<p>1.1.1 Contribution of tourism to regional GDP for each side of the programme increased by 20%</p> <p><i>(baseline 2013. Montenegro 9.9% of GDP, Albania 6.4% of GDP)</i></p> <p>1.1.2 At least 5 new joint touristic offers developed for the programme area</p> <p><i>(baseline 2013 - 2)</i></p> <p>1.1.3 Touristic offers generated by the CBC initiatives adopted by at least 40% of touristic operators active in the area</p> <p>1.1.4 Two Touristic maps and integrated touristic offers introduced for the mountain areas (less advantageous)</p>	<p>Official statistics</p> <p>Reports from the relevant national authorities/ministries</p> <p>Reports of national and local tourist organisations</p> <p>Monitoring/project reports</p>	<ul style="list-style-type: none"> <li>▪ Encourage entrepreneurship and competitiveness in the tourism sector</li> <li>▪ Diversification of touristic offer, upgrade and promote less known tourism attractions in the program area</li> <li>▪ Increase capacities and introducing new promotion techniques and approaches, including mapping, use of ICT, multi-media, research, etc.</li> <li>▪ Joint vocational training related initiatives targeting skills related to a competitive touristic offer and market demands</li> <li>▪ Small scale infrastructure works and provision of equipment to improve standards of tourist offer and restore or preserve the historical heritage.</li> </ul>

\* Based on programme support actions by 2022.



		in both sides of the border		
	<p><u>Result 1.2</u></p> <p>Cooperation in the field of cultural and natural heritage preservation is increased (e.g. around the Shkodra/Skadar Lake area)</p>	<p>- 1.2.1 No. of tourists (disaggregated by gender and age) visiting the area such as Shkodra / Skadar Lake increased by 30%</p> <p>- 1.2.2 At 2,000 participants (disaggregated by gender and age) in new cultural events</p> <p>- 1.2.3 No. of visitors (disaggregated by gender and age) in the cultural and natural sites where small interventions have occurred increased by 20%</p>	<p>Official statistics</p> <p>Reports from the relevant national authorities/ministries</p> <p>Reports of national and local tourist organisations</p> <p>Monitoring/project reports</p>	<ul style="list-style-type: none"> <li>• Awareness raising campaigns and educational programmes and curricula targeting tourism and best utilisation of its potentials in the area</li> <li>• Activities to promote the cultural and natural touristic potential of the programme area</li> <li>• Joint activities to promote, but also innovate cultural values and natural heritage through festivals, fairs, competitions</li> <li>• Targeted trainings to increase the quality of services in cultural and natural sites</li> <li>• Actions to increase awareness of people on the importance of cultural and natural heritage, particularly at schools</li> </ul>

\*-Most indicators have as a baseline "0". Namely the limited availability of statistical information and resources does not allow defining the indicators precisely at the baseline level. The same approach applies for all three thematic priorities. Please note that wherever there are targets these cannot be but tentative since the amounts of programme allocations are still unknown.

PRIORITY 2 – PROTECTING THE ENVIRONMENT, PROMOTING CLIMATE CHANGE				
ADAPTATION AND MITIGATION, RISK PREVENTION AND MANAGEMENT				
Specific objective(s)	Results	Indicators	Sources of verification	Types of Activities
<p><u>Specific Objective 2</u></p>		<p>- 2.1.1 At least 40% of the population (disaggregated by gender and age) of the programme area has been</p>	<p>Official statistics</p> <p>Reports from the relevant national</p>	<ul style="list-style-type: none"> <li>• Action: designed to deal jointly with environment protection and promotion in the programme area.</li> <li>• Support to integrated protection and</li> </ul>






<p>The protection of environmental resources in lake and alpine areas is furthered</p>	<p><u>Result 2.1</u> Awareness of the sustainable use of environmental resources in lake and alpine areas is advanced</p>	<p>target of environment awareness raising activities</p> <ul style="list-style-type: none"> <li>- 2.1.2 The control on the levels of pollution in the area such as Shkodra/Skadar Lake has become technically more accurate and regular</li> <li>- 2.1.3 Shkodra/Skadar Lake Basin fulfils conditions to become part of UNESCO Biosphere Reserve List protected areas</li> <li>- 2.1.4 At least one harmonised environmental education curricula and/or an extra-curricular programme introduced in secondary education on both sides of the border</li> </ul>	<p>authorities/ministries Reports of municipal authorities/institutions Monitoring/project reports</p>	<p>management of sensitive ecosystems giving priority to protected areas, giving priority to the protection of programme area</p> <ul style="list-style-type: none"> <li>▪ Actions designed to encourage environmentally-friendly economic activities in the programme area</li> <li>▪ Actions designed to prevent and manage natural disasters and man-made environmental hazards affecting the programme area</li> <li>▪ Support to awareness raising of the population about the importance, protection and promotion of the environmental resources of the programme area</li> </ul>
--	---	---	--	--

**PRIORITY 3 – PROMOTING EMPLOYMENT LABOUR MOBILITY AND SOCIAL INCLUSION**

Specific objective(s)	Results	Indicators	Sources of verification	Types of Activities
<p><u>Specific Objective 3</u> Employability and social inclusion is fostered</p>	<p><u>Result 3.1</u> Access to the labour market</p>	<ul style="list-style-type: none"> <li>- 3.1.1. At least 5 new business initiatives promoting labour mobility across the border</li> <li>- 3.1.2. At least 20% of the unemployed people (disaggregated by</li> </ul>	<p>Official statistics Reports from the relevant national authorities/ministries</p>	<ul style="list-style-type: none"> <li>▪ Support cooperation among and between (vocational) education institutions and the private sector to improve the matching of training curricula for vulnerable groups with the labour market demand, including e-learning programmes and</li> </ul>



	<p>improved, especially for vulnerable groups</p>	<p>gender and age) going through CBC initiatives manage to get a job</p> <p>3.1.3. At least 300 young people (disaggregated by gender) trained through new life-long learning services</p> <p>3.1.4. At least 10% of the new SMEs established in the cross border areas are owned by young people and members of marginalised groups (disaggregated by gender and vulnerable group)</p>	<p>Registers of employment agencies</p> <p>Registers of Chambers of commerce</p> <p>Monitoring/project reports</p>	<p>the use of ICT</p> <ul style="list-style-type: none"> <li>• Supporting initiatives and campaigns for self-employment, especially in the rural areas, including support to start up business for vulnerable groups</li> <li>• Support strengthening capacities of labour promotion institutions, sharing of experiences and best models to increase employability (especially of vulnerable groups) within and across the borders</li> <li>• Actions aiming at creation of job opportunities and skills for disadvantaged groups of the society</li> <li>• Research work to promote employment, labour mobility and social inclusion</li> <li>• Encourage local government – CSO partnership on social inclusion (local actions plans on disadvantaged groups, increase capacities of local government to manage social programmes and provide for the sustainability of actions)</li> <li>• Organise youth exchange programmes, for example through school exchange programmes or other NGO initiatives</li> </ul>
--	---	---	--	---

The implementation of the thematic priorities and specific objectives of the programme shall be, where applicable, in compliance with the objectives set up by the EU Strategy for the Adriatic and Ionian Region (COM(2014) 357)",

**PRIORITY 4 – TECHNICAL ASSISTANCE**

*(Handwritten signatures and initials)*

**Specific objective:**

The specific objective of the technical assistance is to ensure the efficient, effective, transparent and timely implementation of the cross-border cooperation programme as well as to raise awareness of the programme amongst national, regional and local communities and, in general, the population in the eligible programme area. It also supports awareness-raising activities at country level in order to inform citizens in both IPA II beneficiaries. Moreover, as experience has shown under the programming cycle 2007-2013, this priority will also reinforce the administrative capacity of the authorities and beneficiaries implementing the programme with a view to improve ownership and suitability of the programme and projects' results.

The technical assistance allocation will be used to support the work of the national Operating Structures (OS) and of the Joint Monitoring Committee (JMC) in ensuring the efficient set-up, implementation, monitoring and evaluation of the programmes as well as an optimal use of resources. This will be achieved through the establishment and operation of a Joint Technical Secretariat (JTS) based on the territory of Montenegro and an Antenna Office in Albania. The JTS will be in charge of the day-to-day management of the programme and will be reporting to the OS and JMC.

**Intended results:**
**1. The administrative support to the Operating Structures (OS) and Joint Monitoring Committee (JMC) of the programme is enhanced**

This priority will secure a smooth programme implementation during all its phases. It includes the availability of the financial means and the deployment of qualified staff in charge of assisting the Operating Structures and the Joint Monitoring Committee, as well as establishing and enforcing management, monitoring and control mechanisms and procedures. If required, it will also contribute to the preparation of the successive financial cycle (2021-2027).

**Result indicators:**

<b>Indicator</b>	<b>Unit</b>	<b>Baseline</b>	<b>Target 2022</b>
Average share of beneficiaries satisfied with the programme implementation support <sup>28**</sup>	Percentage	No data	80%

**2. The technical and administrative capacity for programme management and implementation is increased**

<sup>28</sup> Requires a regular and simple survey using a standard questionnaire with closed types of questions.







This priority will also provide opportunities for improving the competences and skills of the management structures of the programmes, as well as of the potential applicants and grant beneficiaries. Specific capacity building activities will be planned and executed on the basis of identified needs in the course of the implementation of the programme. As part of the lessons learned from the programme cycle 2007-2013, (i) an increased participation of the JMC members in the tasks stipulated under the IPA II legal framework will be expected; (ii) the capacity of potential applicants to develop sustainable cross-border partnerships will be enhanced; and (iii) the capacity of grant beneficiaries to satisfactorily meet the obligations of their contracts will be reinforced.

**Result indicators:**

<i>Indicator</i>	<i>Unit</i>	<i>Baseline</i>	<i>Target 2022</i>
Average increase in the number of proposals received within each consecutive call*	Percentage	No data	No data*
Average increase in the number of concept notes that would qualify for further assessment	Percentage	0	10%

[\*]Please note that in the financial perspective 2014-2020 possible tailored/strategic Calls for Proposals are envisaged with clear focus and/or certain requirements regarding potential beneficiaries. Also, Calls for Proposals might use the rotating principle for the selection of thematic priorities (TP) and their specific objectives and in that respect the number of proposals might not necessarily be increased. For these reasons, the potential expected increase in the number of applications received could be calculated for each consecutive call individually and will be affected by a factor that could be calculated based on: 1) Total financial envelope available, 2) Thematic priorities, specific objectives and results included in the Call for Proposals, 3) Minimum and maximum amounts of grants allowed, 4) Number of applications and grants allowed per applicant/co-applicant/affiliated entity and 5) Any other special provisions influencing various eligibility criteria applicable for a specific call for proposals.

**4.1.3. The visibility of the programme and its outcomes is guaranteed.**

The CBC programmes have been very popular in the eligible areas thanks, amongst other things, to the visibility actions undertaken during the 2007-2013 programme cycle. Looking at the number of applicants in subsequent calls, it has been noted that there is an increasing interest for cooperation initiatives. These achievements should be maintained and even improved during the implementation of the financial perspective 2014-2020. A variety of communication channels and publicity tools should be developed to ensure regular information between programme stakeholders and a wider audience, including the participating on events related to the EU Strategy for the Adriatic and Ionian Region.

**Result indicators:**

<i>Indicator</i>	<i>Unit</i>	<i>Baseline</i>	<i>Target 2022</i>
------------------	-------------	-----------------	--------------------



<b>Indicator</b>	<b>Unit</b>	<b>Baseline</b>	<b>Target 2022</b>
Increase in the number of people participating in promotional events	Percentage	1,682	20%
Visits to the programme website	Number	3,244	50,000

**Type of activities:**

A non-exhaustive list of potential activities covered by the technical assistance allocation would include:

- Establishment and functioning of the Joint Technical Secretariat and its Antenna.
- Organisation of events, meetings, training sessions, study tours or exchange visits to learn from best practice of other territorial development initiatives
- Participation of staff of the management structures in Western Balkans or EU forums
- Preparation of internal and/or external manuals/handbooks
- Assistance to potential applicants in partnership and project development (partners search forums, etc.)
- Advice to grant beneficiaries on project implementation issues
- Monitoring of project and programme implementation, including the establishment of a monitoring system and related reporting
- Organisation of evaluation activities, analyses, surveys and/or background studies
- Information and publicity, including the preparation, adoption and regular revision of a visibility and communication plan, dissemination (info-days, lessons learnt, best case studies, press articles and releases), promotional events and printed items, development of communication tools, maintenance, updating and upgrading of the programme website, etc.
- Support to the work of the Joint Task Force in charge of preparing the programme cycle 2021-2026
- Participation in the annual fora and other events related to the EU Strategy for the Adriatic and Ionian Region

**Target groups and final beneficiaries (non-exhaustive list):**

- Programme management structures, including the contracting authorities
- Potential applicants
- Grant beneficiaries
- Final project beneficiaries
- General audience



### 3.3 Horizontal and cross-cutting issues

Cross-cutting issues are laid down in a number of international conventions, declarations and treaties on development that are binding on EU countries and most beneficiary countries. They must be taken into account at all stages of the funding cycle.

Therefore, in accordance with EU objectives and policies, the programme will incorporate the horizontal principles of cross-border partnership, local ownership and equal opportunities, and will ensure that cross-cutting issues, such as non discrimination of minority and vulnerable groups, participation of civil society organisations, environment protection, gender rights, and good governance are respected and encouraged in the design and implementation of projects. All the above issues are targeted through the 3 priorities underlined by the programme.

The current EU Cohesion Policy framework makes environment and sustainable development one of horizontal themes that should be integrated across all priorities, measures and projects. The programme directly targets environmental protection as being one of the major issues of concern for the cross-border targeted areas through priority 2: Protecting the environment promoting climate change, adaptation and mitigation, risk prevention and management. Projects arising within this priority should be designed in such a way as to ensure that the environment is not harmed but turned into an opportunity for regional development.

The EU has repeatedly recognised that gender equality is key to achieving development objectives. Moreover the gender equality is a priority for the EU. The programme targets directly promotion of employability and opportunities under the gender perspective through priority 3 "promoting employment, labour mobility and social inclusion", but gender perspective and mainstreaming should also be tackled under the other 2 priorities of the programme in terms of balanced participation and contribution.

Projects prepared under the Area Based Development (ABD) approach to facilitate sustainable growth in defined geographical areas in cross-border regions in the Western Balkans, in particular rural areas characterized by specific complex development problems, may be considered for funding under this cross-border cooperation programme. Account will be taken of the preparatory work for the ABD approach already carried out in the cross-border region covering Montenegro and Albania.

Double funding must be avoided and complementarity of the activities with other programmes must be ensured.

## Section 4: Financial Plan

Table 1 shows the indicative annual amount of Union contribution to the cross-border cooperation programme for the period 2014-2020. Table 2 provides an indicative distribution of the allocations per thematic priority as well as an indication on the maximum amount of Union co-financing

Table 1 Indicative financial allocations per year for the 2014-2020 cross-border cooperation programme

Year	IPA II CBC PROGRAMME MONTENEGRO - ALBANIA							Total (EUR)
	2014	2015	2016	2017	2018	2019	2020	2014-2020
CBC Operations (all thematic priorities)	1 190 000	1 700 000	1 700 000	1 190 000	1 700 000	1 700 000	1 530 000	10 710 000
Technical Assistance	510 000	0	0	510 000	0	0	170 000	1 190 000
<b>Total (EUR)</b>	<b>1 700 000</b>	<b>1 700 000</b>	<b>1 700 000</b>	<b>1 700 000</b>	<b>1 700 000</b>	<b>1 700 000</b>	<b>1 700 000</b>	<b>11 900 000</b>

Table 2: Indicative financial allocations per priority over 2014-2020 period and rate of Union contribution

PRIORITIES	IPA CBC PROGRAMME MONTENEGRO - ALBANIA 2014-2020			
	Union contribution	Beneficiaries co-financing	Total funding	Rate of Union contribution
	(a)	(b)	(c) = (a)+(b)	(d) = (a)/(c)
1 Encouraging tourism, culture and natural heritage	4 165 000.00	735 000.00	4 900 000.00	85%
2 Protecting the environment, promoting climate change adaptation and mitigation, risk prevention and management	3 570 000.00	630 000.00	4 200 000.00	85%
3 Promoting employment, labour mobility and social and cultural inclusion across the border	2 975 000.00	525 000.00	2 800 000.00	85%
4 -Technical Assistance	1 190 000.00	0	1 190 000.00	100 %
<b>GRAND TOTAL (EUR)</b>	<b>11 900 000.00</b>	<b>1 890 000.00</b>	<b>13 790 000.00</b>	



The Union contribution has been calculated in relation to the eligible expenditure, which is based on the total eligible expenditure including public and private expenditure. The Union co-financing rate at the level of each thematic priority shall not be less than 20% and not higher than 85% of the eligible expenditure.

The co-financing of the thematic priorities will be provided by the grant beneficiaries. Grant beneficiaries should contribute with a minimum of 15% of the total eligible expenditure

The amount dedicated to technical assistance shall be limited to 10% of the total amount allocated to the programme. The Union co-financing rate shall be 100%.

Funds for the thematic priorities will be committed through Commission Implementing Decisions covering one to three years allocations, as appropriate. Funds for technical assistance will be committed through a separate Commission Implementing Decision

## Section 5: Implementing Provisions

### Calls for proposals:

As a general rule, this programme will be implemented through calls for proposals (CfP) to be launched covering one or more thematic priorities or specific objectives of the CBC programme. The Joint Monitoring Committee will be responsible for identifying the thematic priorities, specific objectives, target beneficiaries and specific focus of each call for proposals which shall be endorsed by the European Commission.

The responsible authorities in the participating countries are planning to implement the majority of interventions through grant schemes based on public calls for proposals. They will ensure full transparency in the process and access to a wide range of public and non-public entities

The dynamics of publication of calls for proposals depends on a number of factors, including logistics, timing of the evaluation and level of interest from the potential applicants. It cannot be therefore defined at this stage how many calls for proposals will be published during the programme period. The responsible authorities are anyway committed to publish calls for proposals avoiding overlapping of TPs between different CBC programmes. The calls for proposals will in principle use the rotating principle for selection of TPs and their specific objectives.

### Strategic projects:

During the preparation of the programme, no strategic project to be funded outside a call for proposals has been identified. However during the programme implementation period the responsible authorities might consider to allocate part of the financial allocation of the programme to one or more strategic projects. The identification of such projects will depend on whether specific interest is demonstrated by both countries to address specific strategic priorities.

Strategic projects can be selected through calls for strategic projects or outside call for proposals. In the latter case the programme partners will jointly identify and agree on any strategic project(s) that will be approved by the JMC at the appropriate moment along the programme implementation. In that event,

after being proposed and approved by the JMC and endorsed by the Commission, the CBC programme must be amended to incorporate such a strategic project.

Strategic projects are defined as interventions that have a significant cross-border impact in the whole programme area which, independently or in combination with other strategic projects greatly contribute to the achievement of major objectives at priority level. Some general criteria for selecting the strategic projects would be: impact on both sides of the programme area; link with regional strategies for development of the bordering areas; level of contribution and co-financing from regional authorities; number of population benefiting from the intervention; cost effectiveness of the intervention; complementarity with parallel actions and sustainability. Furthermore, these projects must have a complete tender documentation and, in case of infrastructure investments, apart from the necessary environmental impact assessments and all the necessary permits for location and construction.

#### Macro-regional strategies:

As the two countries are participating in the EU Strategy for the Adriatic and Ionian Region (COM(2014) 357)", the definition and development of the strategic projects can be made in the framework of the priority areas or the topics identified in both, communication and action plan of those strategies. The same also applies for the call for proposals which can be launched in relation to the priority areas or topics of the macro-regional strategy where the programme is a part.





---

## ANNEX 1 – Situation Analyses

---

### Situation Analysis

### IPA CBC Programme Montenegro - Albania 2014 – 2020

Draft final version  
20 May 2014

---

## Contents

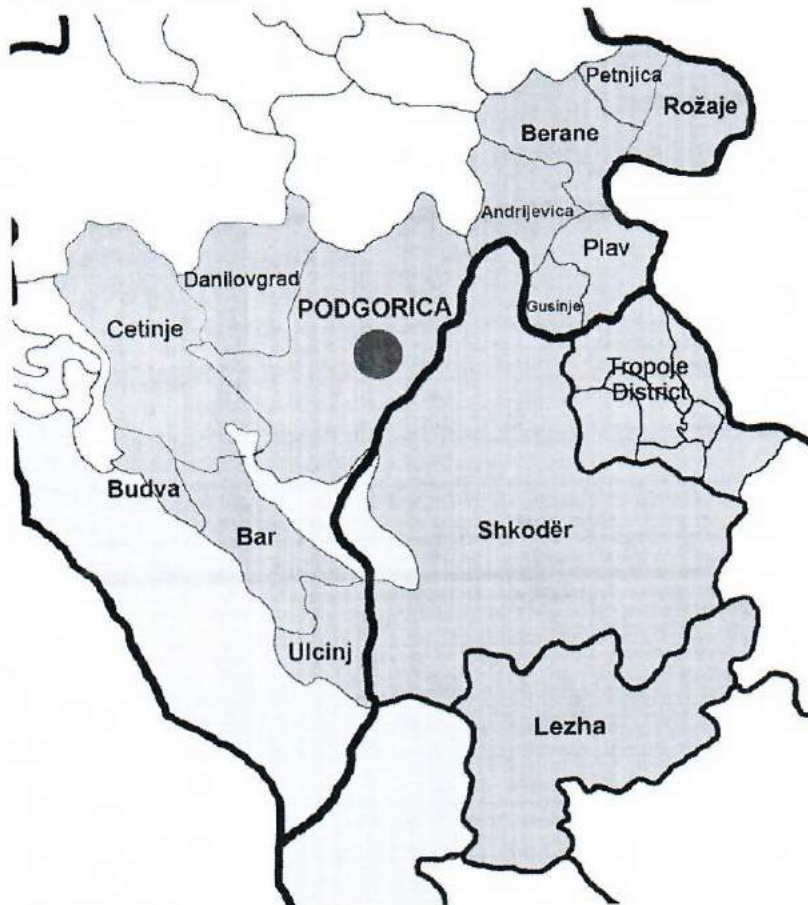
1. INTRODUCTION.....	37
3. PESTLE ANALYSIS.....	41
3.1 Policy reforms and EU integration process.....	41
<i>Country` Economic Context</i> .....	43
3.2 ECONOMIC FEATURES OF THE PROGRAMME AREA.....	44
3.2.1 Private Sector .....	46
3.2.2 Labour market .....	47
3.2.3 Agriculture and Rural Development .....	48
3.2.4 Tourism .....	415
3.3 SOCIAL .....	51
3.3.1 Demography.....	51
<i>Density</i> .....	52
<i>Minorities</i> .....	53
<i>Poverty</i> .....	53
3.3.2 Education .....	43
3.3.3 Health.....	44
3.3.4 Culture .....	45
3.3.5 Civil Society.....	46
3.4 INFRASTRUCTURE.....	57
3.5 ENVIRONMENT.....	60
3.6 LEGAL AND INSTITUTIONAL ARRANGEMENTS.....	61
3.7. CONCLUSIONS.....	65
4. SWOT ANALYSIS .....	56

## 1. INTRODUCTION

The programme area for the Cross-Border Programme between Montenegro and Albania covers a territory of 11,970 km<sup>2</sup> with a total population of about 749,257 inhabitants. The territory of the programme area is somewhat bigger in Albania accounting for 52.1 % as against 47.9 % in Montenegro. The length of borderline between two countries is 244 km of which 38 km are water border composed of Scadar-Shkodra lake, Adriatic sea and rivers. There are three operational border-crossing points



between Albania and Montenegro along this borderline, namely Murriqan -Sukobine, Hani i Hotit -Božaj, and Vermosh -Gercan.



The programme area in **Montenegro** covers a territory of 5,745 km<sup>2</sup>. It comprises 12 municipalities and 615 settlements – towns and villages – with a total population of 379,366 habitants. It borders with Albania to the east, and Kosovo and Serbia in the north-east. Montenegro has established division into regions corresponding to NUTS classification, which is approved by EUROSTAT and according to the aforementioned division, Montenegro is one region in all three NUTS levels. For the purposes of strategic planning the country is divided into three geographic regions, northern, central and southern. Municipalities from the programming area:

- Andrijevica, Berane, Plav, Gusinje<sup>29</sup>, Petnjica<sup>30</sup> and Rožaje;
- Podgorica, the capital of Montenegro, Cetinje and Danilovgrad and;
- Budva, Ulcinj and Bar.

The programme area in **Albania** includes the regions of Shkodra and Lezha and the Tropoja district with a total territory of 6,225 km<sup>2</sup> and a population of 369,891 inhabitants. Shkodra region has the largest

<sup>29</sup> Gusinje is a new municipality, introduced as an administrative division of the municipality of Plav; it is in its early stages of organisation

<sup>30</sup> Petnjica is a new municipality, introduced as an administrative division of the municipality of Berane; it is in its early stages of organisation; Gusinje is also a newly established municipality.



population of 215,347 inhabitants followed by Lezha with 134,027 inhabitants and Tropoja district with only 20,517 inhabitants. Albania has an administrative division equivalent to the NUTS II <sup>31</sup> but not yet implemented.

Table 1 – Area covered by the programming area

Country	Area km <sup>2</sup>	% of the Total territory
<b>Montenegro</b>	<b>13,812</b>	<b>100</b>
Rozaje	432	3.12
Berane*	544	3.94
Petnjica	173	1.25
Andrijevica	283	2.04
Plav	329	2.38
Gusinje**	157	1.13
Danilovgrad	501	3.62
Podgorica	1,441	10.43
Bar	598	4.32
Ulcinj	255	1.84
Cetinje	910	6.58
Budva	122	0.88
<b>Total Montenegro</b>	<b>5,745</b>	<b>41.59</b>
<b>Albania</b>	<b>28,748</b>	<b>100</b>
Shkodra	3,562	12.39
Lezhe	1,620	5.63
Tropoja	1,043	3.62
<b>Total Albania</b>	<b>6,225</b>	<b>21.6</b>
<b>Total programming area</b>	<b>11,970</b>	<b>MNE: 47.9 % AL: 52.1 %</b>

\*Data from <http://www.trpezi.eu/BIHOR%20I%20STUDIJA.html>

\*\*Data from <http://www.plav.me/uploads/dokumenta/odluke/GUSINJE%20-%20studija.pdf>

Overall, the programming area has 23 municipalities and a total of 1,114 settlements – towns and villages. Seven municipalities are directly on the border, Plav, Andrijevica, Podgorica, Gusinje and Ulcinj in Montenegro and Shkodra and Koplík in Albania. The borderline crosses through the high mountain ranges of Prokletije/Bjeshket e Nemuna (Albanian Alps) and the Shkodra Lake to end up in the Adriatic sea. Border crossing point, especially those of Sukobine -Muriqan and Božaj -Hani i Hotit are easily accessible throughout the year, whereas improvement are being made to the road infrastructure of the Vermosh-Gercan border crossing point which is at high altitude and difficult to pass during winter.

<sup>31</sup>Albania has 12 regions which include 36 districts, 64 municipalities and 309 communes, containing an overall number of 74 cities and 2980 villages. The regions of this programming area are divided into 7 districts comprising 11 municipalities, 54 communes, containing 16 cities and 484 villages.

*[Handwritten signatures and initials]*



The programming area in **Montenegro** is characterized by a contrasted geographic and climate profile, loaded with mountain ranges, plains, valleys, rivers lagoons and lakes. The programming area is home to several National parks, protected zones and landscapes reflecting the rich biodiversity and environmental differences. The continental or northern part of the region is a mountainous area. Mountain peaks reach up to 2,500 m and the territory is crossed by rivers, like Lim, Morača and Tara, forming impressive canyons and valleys. The region is dominated in the east by Prokletije and Hajla mountains adjacent to Albania. Prokletije is listed as a National Park since 2009. The coastal municipalities of Bar and Ulcinj follow the tradition of cultivating citrus and olive trees and production of olive oil.

The programming area in **Albania**, presents sharp contrasts as it alternates mountains, hills, rivers, lake and sea coastline very close to each other. It has numerous rivers crossing the territory, often causing floods during the rainy seasons. It extends from high mountains (Alps of Albania) in its northern part bordering Montenegro to the coastline (Velipoja and Shengjin) in the north-western part of Albania. The highest peak is Jezerca – 2694m in the Shkodra region with the lowest -6m in the Lezha region. The territory of Shkodra region is dominated by mountains, accounting for 80% of the area; and forests making up for about 30%.

Shkodra region is also rich in water resources. Drini, Buna, Shala, Cemi, Kiri are the main rivers that flow in the area, with Drini being the most important river of Albania – hydropower plants build on it produce over 60 % of total electricity production in Albania. Lezha region has its share of high mountains and hills, which cover about 65 % of its territory, while the plains cover the rest. Rivers of Mati, Ishem which flow into the Adriatic sea make the Lezha region rich in water resources, together with several lagoon areas. It has a 38 km coastline, which starts at Kepi i Rodonit in the south and borders with Velipoja-Shkodra in the north. Tropoja district is dominated by mountains, with forests accounting for 62% of its total territory; it is rich with water resources being home of the Fierza lake and is crossed by Drini, and Valbona rivers.

The programme area has a Mediterranean climate in its coastal area with hot dry summers and autumns and a continental climate in the northern mountainous area with relatively cold winters with heavy snowfalls inland. Such contrasting geographical elements enrich the environment and flora and fauna of the programming area. Its natural resources are stimulating for the development of tourism and agrobusiness as the main economic drives to increase the opportunities for the welfare and prosperity of the inhabitants in the programme area.

The Scadar-Shkodra Lake



The most distinctive geographical and environmental feature of the programming area is the SkadarShkodra Lake. It is the biggest Lake in the Balkans with a surface of 384 km<sup>2</sup>, shared by Montenegro (2/3) and Albania (1/3); both countries have it listed as a National Park – the lake is also listed as a Ramsar site. The lake is a crypto depression, filled by the Morača River and drained into the Adriatic by the 41 kilometer-long Bojana/(Buna) River, which forms the international border on the lower half of its length. It is home to one of the largest bird reserves in Europe, having 270 bird species, among which are some of the last pelicans in Europe. The lake also contains habitats of seagulls and herons and is abundant in fish, especially in carp, bleak and eel. Cooperation between the two countries with regard to protection and rehabilitation of Shkodra Lake has increased in the last decade.

Handwritten signatures and initials in blue ink, including a large signature and smaller initials like 'OS' and 'OK'.

## 2. PESTLE ANALYSIS

### 2.1 Policy reforms and EU integration process

Both Montenegro and Albania are committed to become members of the European Union. Montenegro has already obtained the candidate country status, while Albania it is expecting it in June 2014.

Transforming into functional democracies and market economies has been the rationale of deep institutional and restructuring national reform processes in Montenegro and Albania.

**Montenegro** has made progress as regard improvement of the country's legislative, institutional and policy framework, strengthening of the functioning of the parliament, the judiciary, anti-corruption policy, human rights and protection of minorities<sup>32</sup>. The on-going constitutional and public administration reforms have further advanced. Macroeconomic stability has been broadly maintained. Further improvements have been made in market entry procedures and bankruptcy recovery, together with market liberalization reforms. Good progress has been made in the areas of public procurement, transport policy, statistics and science and research.

Restructuring the economy to ensure an efficient allocation of resources remains a key challenge, together with tackling with a large informal sector, which continues to hamper the business environment; these are major risks to the ability of pursuing appropriate macroeconomic policies to ensure that macro-financial stability is maintained.

Relations with the European Union have seen substantial progress since the European Partnership for Montenegro was signed by the European Council on January 22<sup>nd</sup>, 2007. A year later, on 15 October 2007 Montenegro signed the Stabilization and Association Agreement (SAA) and an Interim Agreement on trade and trade-related issues. The latter entered into force on 1<sup>st</sup> of January 2008 while the SAA entered into force on 1<sup>st</sup> of May 2010. Confident with its progress of reforms, Montenegro applied for EU membership on December 15<sup>th</sup> 2008. After a year, the EU lifted visa requirement for Montenegrins visiting EU on December 19<sup>th</sup> 2008. Since December 17<sup>th</sup>, 2010, Montenegro has received the status of a Candidate Country for EU membership. Negotiations for EU accession negotiations have started on June 29<sup>th</sup> 2012 as the Council endorsed the Commission's assessment which recognizes that Montenegro complies with EU membership criteria.

Overall, Montenegro continues to implement its obligations under the Stabilisation and Association Agreement (SAA) smoothly.

*Montenegro's National Strategy of Sustainable Development 2007 (NSSD)*<sup>33</sup> is one of the main policy development documents of the country. It defines five long-term goals for the achievement of sustainable development:

- Accelerate economic growth and development and reduce regional development disparities;
- Reduce poverty; ensure equitable access to services and resources;
- Ensure efficient pollution control and sustainable management of natural resources;
- Improve governance system and public participation; mobilise all stakeholders and build capacities at all levels;

<sup>32</sup>EU Enlargement strategy and main challenges 2012-2013 (page 12)

<sup>33</sup>National Strategy of Sustainable Development of Montenegro 2007





- Preserve cultural diversity and identities

In recognition of **Albania's** progress with political and economic reforms, the European Union signed the Stabilization and Association agreement with Albania in June 2006, which entered into force on April 2009. Albania joined NATO in April 2009. The Visa liberalization for citizens of Albania entering the Schengen states entered into force on December 15<sup>th</sup> 2010.

The entry into force of the Stabilisation and Association Agreement marked a qualitatively new stage in bilateral relations, entailing significant new obligations and engagement for the country in the areas of justice, freedom and security, free movement of workers, right of establishment and free movement of capital and services as well as on transport, audiovisual field and telecommunications. The SAA continued to be overall smoothly implemented and Albania, continuing aligning its legislation to the requirements of the EU legislation in a number of areas and enhancing its ability to take on the obligations of membership. Essential improvements were made in areas such as internal and economic market reforms, public order and border management, legal reforms and public administration, public procurement, statistics, justice, freedom and security, and customs.

In view of Albania having achieved the necessary progress, the *European Commission recommended in October 2013 that the European Council should grant Albania the status of EU Candidate Country*<sup>34</sup>.

However, key challenges remain in the completing the reforms in the public administration and the judiciary in order to strengthen the country's institutions. Implementation of property reform and public administration reform are also important as one would give way to the establishment of a land market and the other will improve the service delivery to citizens. Completion of economic restructuring – large scale privatization and maintaining macroeconomic stability while further improving the business climate to attract private direct investment are future key priorities, together with tackling with the large informal economy. It is essential to maintain reform momentum, particularly concentrating into implementing the adopted legislation and ensuring the rule of law.

*Albania's National Strategy for Development and Integration 2014-2020 (NSDI)* is considered as the overarching policy framework for the country in the context of EU integration. It defines four strategic policy pillars that lay down foundation for sectoral and place-based interventions<sup>35</sup>:

- *Strengthening democracy and the rule of law that addresses aspects like:* election system, justice and home affairs, human rights and media, effective governance and foreign and defence policies;
- *Creating conditions for competitive and sustainable economic development* through efficient use of resources that covers: macroeconomic stability and sustainability, competitive market economy, efficient use of resources, integrated regional development and sustainable development;
- *Fostering social inclusion, welfare and development of labour market* that aim to promote: employment and social inclusion policies, social policy;
- *Development of society based on knowledge, innovation and digital technology* that includes interventions in the following areas: higher education, research and innovation, information and communication technology.

<sup>34</sup>A decision expected to be taken in June 2014

<sup>35</sup>Draft National Strategy for Development and Integration 2014-2020 (NSDI)



*Albania's Regional Development Cross-cutting Strategy* distinguishes border areas as a cross-cutting policy planning subject and introduces cross-border issues into development policy planning at county level.

### *Country Economic Context*

**Montenegro** is striving to ensure economic reinforcement and financial stability through fiscal consolidation and structural reforms. Montenegro's structural reforms in the public sector, the financial sector, and the investment climate have enabled the country to make progress in recent years in increasing per capita income and reducing poverty, advancing structural reforms, and preparing for EU membership. GDP per capita is EUR 5,063 in 2012<sup>36</sup>, slightly lower compared to EUR 5,211 registered in 2011, yet higher than the six countries of the region.

Montenegro's economy entered into recession in 2008, to recover partly in 2010 and 2011 to an average of 2.9%. However, growth has halted again as GDP registered a negative growth of 2.5%<sup>37</sup>, while unemployment has reached about 19.7% in 2012 from 16.5% in 2010<sup>38</sup>. The main economic drives of the country remain tourism, followed by manufacturing, while other sectors such as construction and industry have contracted during 2012. Inflation has increased from 0.5% in 2010 to about 3.6% in 2012 and public debt rose from below 30% of GDP in 2007 to over 54% of GDP in 2012. On the other hand credit to economy continues to remain at very low levels while some banks have ceased to lend to private sector.

Key challenges ahead remain the strengthening of competitiveness of Montenegrin economy, by improving productivity and attracting further FDIs into more sectors than tourism and real estate. Business environment will be further improved by continuing to fight corruption and enforce the rule of law. The gap between supply and demand of labour skills needs to be bridged by allowing more independent wage setting at company level. Strengthening of public finances together with the reduction of informal economy are also important challenges to properly cope with.

Montenegro became a full member of the World Trade Organisation in April 2012. Member of the Southeast European Cooperation Process (SEECP), since May 11<sup>th</sup>, 2007, Montenegro has signed the CEFTA membership in July 26<sup>th</sup>, 2007, and also a free trade agreement with EFTA countries has entered into force on July 2012.

**Albania** has performed comparatively well over the last decade. The country has steered clear of recession, maintaining positive growth rates despite its economic exposure to the crisis hard-struck Greece and Italy, and also being surrounded by contracting regional economies. Its GDP growth has slowed down from a peak of 7.5 % growth rate in 2008, to a lower 1.6 % growth rate in 2012<sup>39</sup>. The services sector is the main GDP contributor accounting for more than half of the country's GDP. Albania qualifies as a lower middle income country with a GDP per capita which in 2012 stands at EUR 3,415<sup>40</sup>. Unemployment rate at an average of 13% is one of the lowest in the region. The total Albania's public

<sup>36</sup>MONSTAT, GDP of Montenegro, Release No. 246, September 2013

<sup>37</sup>MONSTAT, GDP of Montenegro, Release No. 246, September 2013

<sup>38</sup>MONSTAT, Labour Force Survey 2012

<sup>39</sup>INSTAT, GDP quarterly 2012

<sup>40</sup>World Bank, Country data 2008 - 2012





debt has reached to 60.6 % of GDP by the end 2012<sup>41</sup>. The economy remains vulnerable to both domestic structural weaknesses and global economic volatility.

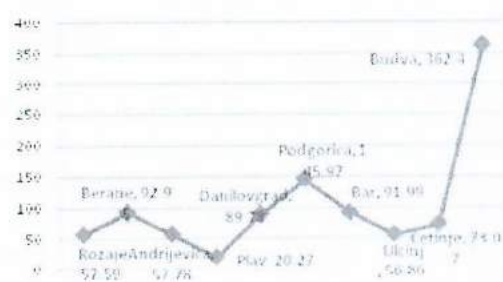
Key challenges ahead remain ensuring long term sustainable growth by pursuing prudent fiscal and monetary policies and structural reforms. Albania has to cope reducing the high levels of budget deficit and public debt. It will have to improve fiscal predictability by abandoning the overestimation of revenues and by significantly improving tax compliance. Further improvement of the business and investment environment is essential for diversifying the economy and boosting its long-term growth potential. Reinforcing the rule of law, tackling corruption and addressing payment arrears, as well as developing infrastructure and enhancing human capital are thus the main areas where much effort needs to be concentrated. Reducing of the grey economy remains an important challenge.

Albania has Free Trade Agreements with all countries of the region, including Montenegro, and is a CEFTA member since 2006.

## 2.2 ECONOMIC FEATURES OF THE PROGRAMME AREA

The programming area features all the regional disparities encountered in **Montenegro** in terms of socio-economic developments. It is, as at national level, dominated by Podgorica which is the economic engine of the country. The Regional Development Strategy of Montenegro 2010-2014 provides a clear picture of the socio-economic situation in the programme area through its development index, which sees only the municipality of Budva and Podgorica having a level of development above national average. Each municipality of the programme area is below the national average with the municipality of Plav being the less developed in the country. Unlike Budva which has the highest development index in Montenegro at 362.4 the other two coastal municipalities of the programming area Bar and Ulcinj, are below the national average.

Graph 1. Regional Development Index, Montenegro



Relatively industrialised at the time of Yugoslavia,

the northern region has faced a major economic decline. The whole northern region contributes to the national GDP with only 18%<sup>42</sup>, while the average unemployment and the poverty rate are significantly higher than in the central and coastal regions. This situation might lead to a constant depopulation of this region, which may hamper further development plans. However, the region has valuable resources, which are mainly linked to its unique environment. This is particularly the case for the agriculture and forestry sectors, for the production of renewable energy and for developing all types of mountain and eco tourism. Small production activities mainly related to food processing (meat, fruit and vegetable) and wood processing are re-developing and a lot of efforts are devoted to develop new tourism products.

<sup>41</sup>Ministry of Finance, 2012

<sup>42</sup> The National Strategy of Sustainable Development of Montenegro

*Handwritten signatures and initials in blue ink.*



The municipality of Podgorica, having a central position, is concentrating on services and industries. It also benefits from favourable soil and climate conditions for intensive agriculture. The coastal region, apart from the activities related to the port of Bar, is highly depending on tourism and related activities. In terms of tourism infrastructure, Ulcinj and Bar are still far from being at the level of the other municipalities of the Montenegrin Adriatic coast.

In **Albania** regional disparities are evident too. The socio-economic development of the country leans heavily in favor of the central region. The Tirana region contributes with more than one third to the country's GDP, and is by far the most developed region compared to all other regions of Albania. It indicates clearly that all other regions are below their development potential, as they have yet to find ways and opportunities to benefit from their comparative advantages. Shkodra and Lezha regions reflect broadly these bottlenecks as regards socio-economic development.

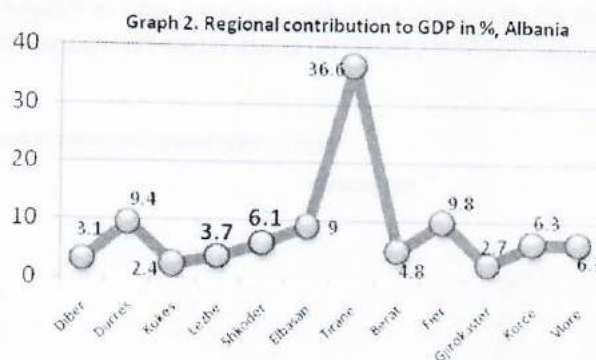
Shkodra is the most developed region in the programme area of Albania. Shkodra Region contribution to GDP amounted to EUR 555 million in 2011<sup>43</sup>, equalling to 6.1% of the total GDP of the country, ranking seventh amongst 12 regions of Albania. The main contributor to the economic activity in the Shkodra Region is agriculture sector which contribution to the region's GDP accounts for about 26 %, followed by trade, hotels, transport and communications which share in the region's GDP for 2011 is 23 %. The share of the financial and real estate sector amounts to 19 %, followed by other services accounting for 13% of the regions GDP. The contribution of industry in the region's economy accounts for 11%, similar to the national average which is estimated at 11.2 %. The sector with the lowest level of contribution in the Shkodra region's economy is construction which accounts for 8% of the region's GDP.

Lezha's region GDP for the year 2011 amounts to EUR 334 million or about 3.7% of the country's GDP<sup>44</sup>. Main contributors to Lezha's region GDP are trade, hotels, transport and communication accounting for 26 %, and agriculture sector accounting for 25 %.

The share of the financial and real estate sectors is calculated at 19 %, followed by other services accounting for 13% of the regions GDP. The contribution of the construction sector is measured at 10 %, below the national average estimated at 12.8 %, while industry is the smallest contributor to Lezha's region economy, accounting for 8% of GDP in 2011.

Kukes region contribution to Albania's GDP, where Tropoja accounts for 24% of the population, is the lowest in the country with only 2.4%; most important sectors are Agriculture which accounts for 34 % and Trade, Hotels and Tourism with 20%.

Beside the services sector which is the main contributor to the country's GDP, the agriculture sector retains a high degree of importance for the economic development and employment in the



<sup>43</sup> INSTAT, Regional Accounts 2013

<sup>44</sup> INSTAT, Regional Accounts 2013



programming area as a large portion of the population still resides in rural areas, despite significant movements towards urban areas registered by the last Census 2011.


### 2.2.1 Private Sector

The structure of economic operators in the programming area is dominated by small and medium enterprises. SMEs in Montenegro account for 98.6% of the total number of economic operators, while in Albania they are 95.4% of the total. Majority of the SMEs in both sides of the border operate in the services sector.

Most of the **Montenegro's** economic operators are concentrated in the programme area, which has a total of 14,215 enterprises<sup>45</sup>, accounting for 67.3% of the total number of enterprises at the national level. About 49.2% of these SMEs are located in Podgorica indicating the disparities of regional development. Other important municipalities in the programming area are Budva with 16% and Bar with 14.5% of SMEs of the programme area. Andrijevica and Plav are two municipalities with the lowest number of enterprises with less than 1% of the total enterprises. About 83% of the total 34 enterprises with more than 250 employees are located in Podgorica. The level of females owning a business in the programming area is rather modest, at 9.5 percent; it is just slightly lower than the 9.6% of the national average.

Strengthening of business support mechanisms remains a challenge. Montenegro has Chambers of Commerce, yet with a limited activity in providing support and advice to the entrepreneurs. There are 2 Business incubators in programming area, one in Podgorica under the umbrella of the Directorate for Development of SMEs (SMEDA) which cover Podgorica and Bar, and another one in Berane.

Graph 3. SMEs by main economic sectors in the programme area



In **Albania** the programme area registers a total of 10,174 enterprises<sup>46</sup> as of end 2012 or about 9.7% of the total number of enterprises of the country. It has a birthrate<sup>47</sup> of 13%, higher compared to the

<sup>45</sup> MONSTAT, Business Register, Number and structure of business entities 2011

<sup>46</sup> INSTAT, Statistical Business Register of Enterprises 2012

<sup>47</sup> The number of new enterprises registered for a given year expressed as % over the total number of enterprises.

*[Handwritten signatures and initials]*



national average of 12.2%, mainly affected by Shkodra, which at 14.1% indicates a comparatively higher drive of economic activity as against both Lezha region and Tropoja district which has a lower 10.8 % percent – below national average.

Economic operators in Shkodra and Lezha regions and Tropoja district as well, are extremely fragmented and small in size, mirroring the enterprises structure at country level, indicating that business is mostly family based and self employment prevails. The structure of enterprises is dominated by very small enterprises, employing 1-4 persons, which account for 85.7% of the total enterprises in the programming area. However, it is below the national average, which sees SMEs employing 1-4 persons account for about 90.2% in 2012. Economic activity is mostly managed by males as the share of female managers in the eligible area is below the national average of 27.4% – highest in Shkodra at 25.1%, followed by Lezha with 24.7 %, followed by Tropoja that registers the lowest rate in Albania at 14.2 %.

Besides the small size of the enterprises, an important factor which is an impediment to economic development in the programming area, in both sides of the border is the lack of technological know-how and labour skills. It remains a key challenge as the market demand for high quality services and products is mismatched by the inadequate labour skills. The lesser developed economies of the rural and remote areas are unable to seize the opportunities offered by more developed coastal cities and larger urban centres of the programme area. Another key challenge is the SMEs poor access to financing; the overly prudent lending policies adopted by financial institutions in both countries are a serious impediment to the growth of enterprises in the programme area. Chambers of Commerce and business associations and Regional Development Agencies present in the programme area need to take a more proactive role in promoting businesses development and cooperation.

### 2.2.2 Labour market

Unemployment in both Montenegro and Albania is relatively high by international standards. It is still a major economic problem in both countries and is characterised by significant regional differences.

In **Montenegro** the labour market has suffered the crisis registering an increase in unemployment which reached 20.45%<sup>48</sup> in 2011, lowering at 19.6% in 2012. The programming area is home to about 93.4% of the active labour force of the country. Census data indicate regional development imbalances in Montenegro with coastline region and the central region doing better than the poorer and less developed northern landlocked regions. Budva has the lowest unemployment rate at 13.2%, followed by all coastline municipalities and those in the central region. On the other hand, the landlocked municipalities of Rozaje and Plav are the worst performing municipalities in the programming area with unemployment as high as 58.5% and 50.4% respectively.

Most of the labour force is employed in the services sector (76.2%), followed by industry with 18.1%, agriculture with 5.6%, of the total employed at national level. The northern part of Montenegro registers a higher rate of employment in agriculture at about 14.9% and in industry at about 21.7% while employment in services accounts for 63.3 %. Employment in services in the coastal region account for about 83%, followed by industry at 15.1% and by agriculture with only 1.9%. The central region is more balanced and closer to national rates. Podgorica constitutes by far the main economic and employment drive of the central region. The largest employer in the programme is the commerce sector with 20.5 %, followed by public administration with 12.5 %. About 55.9% of the total employed are males, while females make up for the remaining 44.1 %.

<sup>48</sup> Montenegro Census 2011



Total labour force in **Albania** amounts to 1.117,082 people as of end December 2012<sup>49</sup>. It has seen no major shifts, despite the economy has slowed down during the last 2-3 years. Total employment<sup>50</sup> in Albania during 2012 reached 56.4 %, while the average unemployment<sup>51</sup> rate stagnated at 13.9%, same as in 2011. Unemployment in the Shkodra and Lezha regions, mirror the same average unemployment rate at national level, and also the same employment structure. Tropoja district retains the same employment structure while registering higher unemployment levels. As of end 2012, the number of unemployed in Shkodra stands at 19,417 persons, accounting for 13.6 % of the total unemployed; Lezha with 15,021 unemployed persons accounts for 10.6 % of the total; whereas Tropoja registers 2368 unemployed or about 36 % of the total labour force belonging to the age 15-64 years old in Tropoja district. Unemployment is more present in the urban areas, as those living in rural areas are considered self-employed.

The labour force in Albania and in the programming area, is dominated by the 25-54 years old group, which account for 66. 5% of the total labour force. More than 54% of the total employment is in the agriculture sector, whereas employment in the private non-agriculture sector stands at 28.7%. Employment in the private non-agricultural sector is dominated by the services sector (trade, hotels, transport), which absorbs 55.6% of the total employed in the private sector, followed by employment in the construction sector, which accounts for 22.2 %. Employment in manufacturing stands at 17.2% while in the extracting and energy sector it amounts to 5% of the total employed in the private sector.

It should be noted that in both countries, considerable numbers of people work abroad and are very active in providing aid to their families. Remittances, thus, play an important role in subsidizing incomes and local consumption.

### 2.2.3 Agriculture and Rural Development

The Montenegrins part of the programme area is richer in agricultural resources and has more potential in this sector compared to Albania's part. However, the agriculture sector and its development is equally important for the entire programme area, especially because of the large part of population that lives in rural area where agriculture is the main economic activity. A common feature in the programme area is low productivity and competitiveness of agriculture. It is based on: small-scale holdings which constraints production and profit; production to mostly cover subsistence needs rather than for direct sales on green markets; and low level of finalization of agricultural products and underdeveloped food industry.

The programme area covers about 38% of the total agriculture land of **Montenegro**. Employment in agriculture is reported to be around 2.5% of the total employed<sup>52</sup>, Podgorica is the main Montenegrin lowland region – alone it has about 31.5% of agriculture land in the programme area. It offers optimal conditions for diversified production: vegetable, field crop production, livestock, fruit and wine. Wine, which is the main export oriented production in Montenegro, is produced in Podgorica - about 80% of the total wine production of the country. Other centrally located municipalities such as Berane and Danilovgrad are main producers of apple, plums and pears. Municipalities in the coastal area which have distinct agricultural activity are Ulcinj and Bar. The coastal region is especially suitable for subtropical

<sup>49</sup>INSTAT, Quarterly Statistic Bulletin, No. 2, 2013

<sup>50</sup>Employment rate represents the percentage of persons in employment in the total active population aged 15 and above.

<sup>51</sup>Unemployment rate represents the percentage of unemployed persons in the total active population.

<sup>52</sup> Industry and occupation of population in Montenegro-Census 2011 MONSTAT release 197

*[Handwritten signatures and initials in blue ink]*



fruit and olive production. More than 80% of citrus trees in Montenegro are in Ulcinj (65 %) and Bar. These two municipalities (Bar and Ucinj) are also the major producers of olive oil in – with 47% of the total production of olive oil in Montenegro. While olive oil production retains a big potential for development, the hilly relief of the coastal area and region around the Skadar Lake is also rich with honey plants and medical herbs and is suitable for cattle breeding.

The programme area in **Albania** covers about 3.2% of the country's total land<sup>53</sup>. Most of its territory is dominated by forests, pastures (80%) whereas the portion of land in use for agricultural purposes is only 14.8% or 92,748 ha. The terrain is mostly mountainous and rugged, significantly restricting the areas where agriculture potential can retain some comparative significance. Such areas are mainly situated in the surroundings of Shkodra Lake where the terrain and climatic conditions are favourable for farming vegetables. Lezha region has a tradition for pig farming as it has 91.7% of the total country's inventory. The agriculture produce in Tropoja district is mainly oriented towards rye production, while the area is famous for its chestnut forests.

Only 32% of the agriculture land in the programme area is irrigated, despite being rich with water resources, indicating the low level of development in the agriculture sector. Agriculture in the programme area is a family based activity oriented towards subsistence needs, with a highly fragmented land – farm size is 1.1 ha in Shkodra; 0.89 ha in Lezha; and 0.60 ha in Tropoja which is half Albania's average of 1.20 ha.

Further improvement of access to market, rural infrastructure, better management of water resources could be next priorities in the programme area. Modernizing agriculture, upgrading production processes and establishing the EU compliance food safety standards, enhancing traditional agricultural production are challenges to cope with in the programme area. Cross-border initiatives can support and promote: i) the diversification of rural activities (e.g. tourist accommodation in farms); ii) access to markets and development of production and marketing of organic food products; iii) the protection (e.g. protected denomination of origin) and marketing of traditional agricultural and agro-food products; and iv) the cooperation among producers. Support may be considered to efforts, which are being made in both countries to follow an integrated approach aimed at promoting and linking agriculture to other tourism and economic activity in one package as the most appropriate form of agriculture development in the programme area.

#### 2.2.4 Tourism

Tourism is differently important for the economies of Montenegro and Albania. Montenegro is already a popular touristic destination while Albania has yet to become one.

In **Montenegro**, tourism is a main sector of economy, which accounts for about 9.9% of the country's GDP in 2012, or about EUR 336 million which is 20.7% higher than in 2011<sup>54</sup>. Tourism employs about 12.000 persons, or 6.9% of total employment in 2012. It is the most promising economic sector in Montenegro, expected to account for 14.8% of GDP in 2021, especially if efforts to “integrate all regions into a single high quality destination” under the brand “Montenegro-Wild Beauty”<sup>55</sup> succeed. Such

<sup>53</sup> Statistical yearbook, Ministry of Agriculture

<sup>54</sup> World Travel Tourism Council – March 2013

<sup>55</sup> Montenegro. Strategy for Tourism development to 2020



policy objective aims to ensure a more balanced overall development of the regions of Montenegro and especially in the tourism sector, which leans heavily on the coastal tourism during summer time.

The programme area, bordering with Albania, provides a diversity of touristic destinations offering seaside and mountain tourism activities such as swimming, hiking and biking and wine tasting as well. The coastal region in the programme area accounts for over 69% of the country's total overnight stays in 2012<sup>56</sup>, mostly in the holiday period July-August. The coast of the programme area attracts about 67.5% of all 1.44 million tourists that entered Montenegro in 2012. Some 160 seaside accommodation facilities in the programme area account for about 49% of the total accommodation facilities in Montenegro, while it has also about 30% of accommodation facilities of non-coastal areas of the country. Wine tours are organised in Podgorica and southern municipalities' vineyards. Despite the current low level of tourist visits, the continental region has many advantages for developing all kind of tourisms related to mountain sports (skiing, hiking, biking, rafting, etc.), untouched nature and rich biodiversity (two national parks, lakes, canyons, etc.), authentic rural life, traditional and quality food production.

Coastal municipalities in the programming area are also rich in architectural and cultural monuments from the ancient times, which make them very attractive for tourists. Bar is a port town well known for many important historical and cultural monuments.

Tourism sector in the **Albanian** part of the programme area is less important compared to Montenegrin' side. The programme area has a wide nature, cultural and historical touristic potential, which is largely unexploited. It has a 50 km of the coastline (12 km Velipoja-Shkodra and 38 km Lezha), suitable to further develop coastline tourism. Recent improvement in road infrastructure has made this coastline easily accessible, especially by tourists from Kosovo and Macedonia. The existing hosting structures, mostly private owned, have difficulties coping with the boost in the number of tourists, especially in Shengjin-Lezha. The Tropoja district, despite having considerable potential for mountain tourism and sports (skiing, hiking, biking, etc.), untouched nature and rich biodiversity (the Valbona valley national park, "Bjeshket e Namuna" and "Bjeshket e Doberdolit which has glacial lakes"), and authentic rural life, offers very little in terms of hosting structures. Despite improvements over the last years, the tourism infrastructure remains insufficiently developed, and the existing rich potential of natural and cultural resources has yet to unfold.

Shkodra and Lezha regions, and Tropoja district as well, have high individual potential for developing an all-year round tourism. Attractive nature and landscape of the mountainous and hilly nature, as well as the lake of Shkodra, the National parks, protected zones; tourist sightseeing (natural landscapes, rare species, etc.); agro-tourism, sites of historical and cultural interest such as prehistoric dwelling places, archaeological sites, cult objects, need to be better promoted along to a faster developing coast tourism in Shkodra (Velipoje) and largely in Lezha (Shengjin).

<sup>56</sup> MONSTAT – Tourist Arrivals and Overnight Stays by Cities 2012



## 2.3 SOCIAL

### 2.3.1 Demography

A census took place both in Montenegro and Albania in 2011. While the registered population in Montenegro showed negligible changes, the registered population in Albania dropped by 8.8% in 2011 compared to Census 2001.

Table 2. Population and density in the programming area

	Inhabitants	Density inh/km <sup>2</sup>
<b>Montenegro</b>	620,029	44.89
<i>Total programming area</i>	379,366	65.69
Rozaje, Berane, Andrijevica, Plav, Danilovgrad, Podgorica, Bar, Ulcinj, Cetinje, Budva, Petnjica, Gusinje	379,366	65.69
<b>Albania</b>	2,800,138	97.40
<i>Total programming area</i>	369,891	59.4
Shkoder Region	215,347	60.46
Lezha Region	134,027	82.70
Tropoja District	20,517	19

The population living in the programme area accounts for almost 61% of total population of Montenegro, and 13.2% of Albania. Population in the programming area is a balanced match as the Montenegrin population accounts for 379,366 or 50.63 %, and Albanian population stands at 369,891 inhabitants or 49.37 %. In the Montenegrin part the density of population at 65.7 inh/km<sup>2</sup> is higher than national average of 45 inh/km<sup>2</sup>, while in Albania it is 59 inh/km<sup>2</sup>, lower compared to the national average of 97 inh/km<sup>2</sup>. Podgorica, Berane, Petnjica Bar and Rozaje are the main towns in Montenegro, whereas Shkodra and Lezha are the most important urban centres in the Albanian programme area.

Total population in the programme area in **Montenegro** is 379,366<sup>57</sup> inhabitants. The programme area has a natural increase rate of 1.87%, which is below national average of 2.2%; mortality rate stands at 9.4% equal to the national average. In **Albania** the total number of population living in the programme area is 369,891<sup>58</sup> inhabitants or about 13.2% of the country's total population. Shkodra region is the sixth largest region of the country with a population of 215,347, or about 7.6% of the total population followed by Lezha which ranks 10<sup>th</sup> among the regions of the country, numbering a total of 134,027 inhabitants or 4.7% of the total population of Albania. The Tropoja district registers a total population of 20,517 accounting for 0.7% of the Albania's total population.

The programme area in **Montenegro** has a predominantly urban population accounting for about 52% of its population, yet lower, compared to 62% living in urban areas at national level. About 49% of the population in the programme area is concentrated in Podgorica. On the other hand Andrijevica has the biggest concentration of rural population, which accounts for 79.3 %, followed by Berane and Danilovgrad with respectively 67.4% and 62%. Also, Plav and Bar municipalities are dominated by rural population accounting for 59%, whereas all other municipalities in the programming area are dominated by urban population ranging from 53.7% in Ulcinj to the highest concentration of urban population of 84.6% in Cetinje. In **Albania**, the situation is different, as the population is predominantly rural,

<sup>57</sup> Monstat Census 2011

<sup>58</sup> INSTAT Census 2011






accounting for an average of 53.2 %. It is Shkodra region determining the average as its rural population accounts for 55.6% of its 119,794 inhabitants. Contrary to that, Lezha region has an urban dominance with about 53.8% of the population. Meanwhile, Tropoja district as a distinct rural profile as 74 percent of its population resides in rural areas.

The composition of the population in the programming area of both countries shows that 50% of population belongs to the 15-49 years old age segment.

Graph 4. Composition of population by age group in the programme area Census 2011



The programming area of both countries has experienced **internal migration** flows. Movement of population towards the central and the coastal regions which are broadly more developed and provide more opportunities is present in the programming area. In **Montenegro**, these patterns of internal migration, but also external ones have affected a number of municipalities in the programming area which register a negative population growth such as Andrijevisa with -5.5 %, followed by Danilovgrad with -1.4% and Cetinje with -1.2%<sup>59</sup>. In the programming area in **Albania**, although the majority of the population resides in the rural area, there are striking shifts of population. Rural population in Shkodra, and Lezha has diminished respectively by 25.3% and by 42.67 %. On the other hand urban population in Shkodra shrank by 0.28% in 2011, while the urban population in Lezha has increased by an impressive 49.4 %<sup>60</sup> whereas Tropoja district has maintained a deeply rural profile.

#### Density

The population density registered in the programme area in **Montenegro** also indicates the flows of internal and external migration from less developed areas or rural areas towards urban and more economically attractive areas. Population density of Andrijevisa and Cetinje is as low as 18 inhabitants per km<sup>2</sup> followed by Plav with 27 and Danilovgrad with 37 inhabitants per km<sup>2</sup>. On the other hand the touristic Budva municipality has the highest population density with 157 inhabitants followed by Podgorica with 129 inhabitants per km<sup>2</sup>. Coast cities of Ulcinj and Bar have also a high population density with respectively 78 and 70 inhabitants per km<sup>2</sup>, generously above Montenegro's average of 45 inhabitants per km<sup>2</sup>. In **Albania's** part of the programme area the average population density is 71 inh/km<sup>2</sup>. The highest population density is observed in the Lezha region, which at 83 inh/km<sup>2</sup> is closer to the national average of 97 inh/km<sup>2</sup>, followed by Shkodra with a population density of 60 inh/km<sup>2</sup>, whereas Tropoja district registers a very low density at 19 inh/km<sup>2</sup>. It is equally important for

<sup>59</sup>Montenegro, Census 2011

<sup>60</sup>Albania, Census 2011



Montenegro and Albania to reverse or curb down somehow the migratory tendencies as they represent a concern and a challenge especially when development policies rely on tourism and agro-business.

#### Minorities

The ethnic structure of the programming area varies greatly. In **Montenegro** there is great diversity among the population as its majority is composed of Montenegrins and Serbs followed by Bosniaks and Albanians. The largest ethnic groups in the programme area in Montenegro<sup>61</sup> are Serbs who make for 24.8% of the population. The second largest minority group are Bosniaks 16.3%, and the third largest are Albanians with 10.7 %. In coastal municipalities as well as in the municipality of Plav, Albanians form a strong minority while in the municipality of Ulcinj they even constitute a majority of 70 %. In **Albania**, the presence of ethnic groups in the programming area is negligible. Ethnic Albanians make up for the absolute majority of the population. There is a very small community of ethnic Montenegrins in Shkodra accounting for about 0.13%<sup>62</sup> of the total Shkodra region population.

#### Poverty

The absolute poverty line in **Montenegro** in 2011 was EUR 175.25 per adult, registering a EUR 5 increase compared to the previous year 2010<sup>63</sup>. Vulnerability of the Montenegrin population has increased recently as the number of persons below the poverty line did increase from 6.6% of total population to about 9.3% of the population of Montenegro in 2011. The increased poverty rate is much more emphasized in rural areas, averaging 18.4% as against urban areas where it averaged 4.4% in 2011. Inequality has increased in Montenegro as Gini coefficient increased from 24.3% in 2010 to 25.9% in 2011<sup>64</sup>.

Regional disparities are evident – poverty is spread in the northern regions (over 50% of the country's poor people live there) and diminishes substantially southward in the central and coastal regions.

The absolute poverty line in **Albania** in 2012 was EUR 35.2 per adult<sup>65</sup>. Poverty has increased in Albania as poverty rate in 2012 amounted to 14.3% compared to 12.4% registered in 2008. Vulnerability of the Albanian population increased in 2012; the registered number of persons below poverty line rose by 8.4%. Extreme poverty has reached 2.2% in 2012 as against 1.2% registered in 2008.

During 2012, increases in poverty rates in urban areas have been more accelerated compared to poverty rate in the rural area. The number of poor persons in rural areas has decreased with 11.8%, while the number of the poor in urban areas has increased sharply by 36.8% in 2012 compared to 2008. It indicates that the population of rural areas and northern regions of Albania has moved towards urban areas, mainly Tirana, the capital, and in the coastal areas – these latter register the highest poverty rate in 2012 at an average of 17.6 %.

The regions in the programme area are poorer compared to the national average of poverty rate 14.3%. Lezha region registers a 17.5% poverty rate and Shkodra regions is slightly better with a 15.7% poverty rate. Tropoja district belongs to Kukës region, the poorest in Albania with a 21.8% poverty rate. Poverty has become an urban concern, indicating a sluggish performance of economy over the last years, while the revival of the already exhausted urban potential to lead economic growth has become imperative.

<sup>61</sup> MONSTAT, Census 2011

<sup>62</sup> INSTAT, Census 2011

<sup>63</sup> MONSTAT, Poverty analysis in Montenegro in 2011, Release No. 329

<sup>64</sup> World Bank, Country program snapshot

<sup>65</sup> Albania, Poverty trends, September 2013, INSTAT-World Bank



### 2.3.2 Education

The education system in Montenegro is centrally managed, while in Albania it is decentralized with shared responsibilities between central and local government.

Unequal educational level is present in the programme area, with illiteracy increasing in remote areas. Highly educated young people have a tendency to leave towards regions that provide more opportunities or abroad. The secondary education system is less attractive and accessible, especially for young rural population in the programme area. Private schools and Vocational training are present but unable to match labor market demands for qualified and skilled employees, constituting thus an impediment to the economic development of the programme area. Educational provision at all levels requires to be improved to meet labour market needs. The education system in the programme area in both countries requires reform, especially practical learning experiences and links with the business sector. Improvement of school infrastructure is a major priority for both governments at central and local level.

The needs for primary and secondary education are broadly covered in the **Montenegro's** programme area. Montenegro retains a good coverage of the territory with primary and secondary schools, including rural areas. The programme area has 213 primary schools<sup>66</sup> for around 44,047 pupils and 29 secondary schools, which provide education to about 19,881 students. Education is provided in Montenegrin language and also in Albanian language (in municipalities peopled with ethnic Albanians). The average number of pupils per class in primary schools stands at only 22.4, whereas the average of students per class in the secondary schools is 27.7, indicating a good teacher/pupil or student ratio allowing for a qualitative teaching process.

There are 3<sup>67</sup> Universities in the programme area: the public University of Montenegro based in Podgorica which has 20 Faculties and 3 Research Institutes – with branches in Budva, and Cetinje; the Mediterranean University based in Podgorica; and the Donja Gorica University (in suburbs of Podgorica). All three Universities total a number of 21,134 students during the academic year 2012 – 2013, where 86.4% belong to the public University of Montenegro.

Main problems of educational sector in Montenegro include; need to upgrade the school infrastructure; Roma and marginalised groups need to be better integrated in the education system; insufficient inclusion of children with special needs; need to better match curricula with market demands and entrepreneurship; lack of financial resources for scientific research and development.

Montenegro spends about 0.41% of GDP in **Research and Development**<sup>68</sup>; 58% belong to the public sector; 27% originate from private businesses and about 15% funded by EU and other international organisations' projects. 59.4 %, of researchers is employed in the higher education –followed by the Government sector with 32% and businesses with 8%. R&D in the non-profit sector accounts for only 0.6 %.

The **Albanian** programme area has a good coverage with primary and secondary education institutions. It has a total of 300 primary schools, of which 222 schools in rural areas serving 54,274 pupils, or 62% of

<sup>66</sup>MONSTAT, Statistical year book 2012

<sup>67</sup>MONSTAT, Higher Education Releases 2012

<sup>68</sup> R&D in 2011, Montenegro Statistical Office, release No. 24



the total pupils. There are 72 secondary schools for 16,974 students out of which about 33% are in rural areas.

There are 3 Vocational schools in Lezha, and 9 of them in Shkodra serving a total number of 3,330 students; only 10.5% of these students come from rural areas. There is one University in Shkodra which represents perhaps the most important centre of intellectual, social and cultural development in the programming area - the university "Luigj Gurakuqi" which has 6 faculties. There are 14,538 students<sup>69</sup> enrolled in the University of Shkodra for the academic year 2011 – 2012. It has a cooperation agreement with the University of Podgorica since 2004. The University has a Water Research Centre<sup>70</sup>.

Albania spends about 0.02% of GDP<sup>71</sup> in **research and development**, a rather modest figure which is used entirely in the public system. Albania has an ongoing agreement with Montenegro as regards the mobility of researchers and technical experts between partner universities; setting up joint research centres to study hydro resources of Buna river and Shkodra lake; and a joint centre of advanced studies on seismological risks in the Western Balkans.

In conclusion, improving the educational system and school infrastructure is a major priority for the programme area. The CBC programme will have a limited role in addressing these issues but may support exchanges between schools and vocational training centres in the border areas. The presence of universities and research centres in both sides of the programme area is an asset for the CBC programme and an opportunity not only for further enhancing academic cooperation, but also for initiating research programmes in the border area and in several sectors such as agriculture or tourism.

### 2.3.3 Health

The organisation of the health system in Montenegro and Albania is similar; it is largely public with a modest (but increasing) private presence, and territorial coverage is duly provided with services of primary, secondary and tertiary health care.

The National Strategy of Sustainable Development of **Montenegro** deplores the fact that "the health care system is to a great extent geared towards the provision of curative services" and defines as a priority the strengthening and systematization of prevention and health promotion programmes. Some health indicators (e.g. infant mortality rate, maternal mortality rate) show a regular improvement in public health in Montenegro.

Primary health care in Montenegro is provided at municipal level and all municipalities have a primary health center. Since the adoption of the "selected doctor model" the number of registered insured persons stands at 83 %. Secondary health care is also quite present in the territory of programme area. The Clinical Centre in Podgorica serves as a general hospital for Podgorica, Danilovgrad and also Kolasin while providing also Tertiary health care for the whole Montenegro. In addition, the programming area has 3 other general hospitals (in Bar, Berane, and Cetinje) and 2 health centers in Plav and Rozaje.

The total number of employees in the health sector in the programming area amounts to 3,331<sup>72</sup>, or about 61.9% of the total workforce employed in the health sector in Montenegro.

<sup>69</sup>INSTAT, Registered students for each university 2012

<sup>70</sup> It has a link to university of Podgorica directly on their home page

<sup>71</sup>Albania, State Budget 2012

<sup>72</sup>Institute of Public Health of Montenegro 2011



Similar to Montenegro, the primary health care in **Albania** is provided at commune and municipal level, while secondary health care is mainly located in the biggest urban centres. The programme area has a network of 421 health institutions<sup>73</sup> in the primary health care sector – 46% of which provide services in the Shkodra region, 37% in the Lezha region and 17% in the Tropoja district. There are 10 hospitals in the area; 6 in Shkodra, 3 in Lezha region and 1 in Tropoja district.

Secondary health care is quite present in the programming area region with a total of 10 hospitals. Shkodra region has 6 hospitals: 1 in Puka municipality which has 11 doctors, and 5 hospitals in Shkodra – including the Shkodra Regional hospital – with 85 doctors and 262 nurses, whereas health services in Malsia e Madhe are provided by 19 doctors and 92 nurses.

Lezha region has 3 hospitals; 1 in Lezha municipality, 1 in Rreshen municipality and 1 in Lac municipality. Total number of doctors in the Lezha region amounts to 83, supported by 341 nurses.

Tropoja district has 1 hospital in the Bajram Curri municipality; there are 13 doctors supported by 134 nurses.

Overall, health services in Albania are improving, but more needs to be done to ensure universal access to such services by poor households. The next key challenge to guarantee that all citizens are provided appropriate health services is to remove the economic barrier for accessing quality services, which is aggravated by the lack of total health insurance.

#### 2.3.4 Culture

The culture in the programme area is, in overall, characterized by elements of different individual and common traditions. Tourist centres and big cities are rich in cultural heritages that include monuments and religious sites (churches, monasteries and mosques), old towns, archaeological sites and different museums. The programme area is also rich in diversified culinary and handicraft traditions that could play an important role in further promotion and tourism development. Cross-border cooperation could play an important role in protecting and promoting this heritage and further strengthening the regional cooperation ties between the two countries. Limited public investments and subsidies have kept a low level of cultural activities in the programme area despite its rich heritage. Cultural activities and contacts can however be intensified, thus creating a basis for a more active cross-border co-operation. This creates favourable conditions to further develop joint initiatives aimed at adding value to the common heritage to the two sides of the border areas.

The programme area in **Montenegro** is home to a variety of religious beliefs, traditions, and cultures. The area contains mixed ethnicity population (Montenegrins, Serbs, Albanians, Bosniaks), with a long history of being closely connected to each other. Such history and tradition make for a good ground of cross-border initiatives as cross-border relations and cultural links are deep rooted in the mindset of the population in the programme area.

In **Albania**, the programme area is rich in cultural heritage. Beside the famous Rozafa castle, there are several museums in Shkodra a considerable number of archaeological sites and tourist attraction related to the regions and city's cultural heritage. Lezha, an archaeological park since 2005, has also its castle ruins dominating the city, together with other attractions, which could be found in the region such as museums, churches. The most important monument in the Lezha region is the mausoleum of the

<sup>73</sup>Shkodra and Lezha regions, Statistical Bulletin 2012



Albanian national hero Gjergj Kastrioti placed onto the ruins of the ancient church where the Albanian League to fight the ottomans was established in 1444 in Lezha city.

### 2.3.5 Civil Society

There are 5, 843<sup>74</sup> CSOs registered in Montenegro. Most of them are citizens' associations (5,665), and 175 foundations. The most influential and experienced CSOs are located in Podgorica, active in various sectors (human rights, public policy, environment and rural development, capacity building, disabilities, etc.). Most of them have an experience in defining CBC projects. In the other regions and particularly in the northern region CSOs' situation is more precarious. Human capacities and funding capacities are generally insufficient; partnerships with local authorities as well as regional CSO networking are still weak. However, the local network of community organisations is diverse and rich. Some of them, such as the mountaineers associations, may play an important role in implementing the CBC initiatives.

Albania's CSO sector is small and relatively undeveloped. Officially there are 2,231 registered associations, 311 foundations, and 552 centres<sup>75</sup>. Most of the CSOs are concentrated in the capital Tirana, or in the central region (which includes Tirana and major towns such as Shkodra, Durres, Elbasan, Korce). Civil society is weakly represented in all rural areas. Main activities of CSOs are advocacy based and research in the fields of promoting human rights, the protection and rights of children, democracy and good governance, as well as policy think tanks, and economic development as well. Access to government and private funding is limited. The CSO society sector in Albania as a whole is poorly integrated and represented. There is no sector- wide forum or network dedicated to the coordination of CSO efforts.

### 2.4 INFRASTRUCTURE

Montenegro and Albania are part of the SEETO<sup>76</sup> – core Network. The most important route in this area is the road that connects Podgorica with Shkodra through Božaj -Hani iHotit, which is a part of the European Core Roads Network.

The position of the programme area highlights the importance of a good transport infrastructure in the future development of tourism, trade, cultural exchanges and increase of competitiveness. The road infrastructure linking Montenegro and Albania especially through Sukobine -Muriqan and Božaj -Hani Hotit has been significantly upgraded. The services infrastructure of these border-crossing points has also been improved allowing faster communication between the two areas, thus able to facilitate transport, trade and tourism. The third one in Gercan -Plav is less developed. A fourth border-crossing point in Cijevna Zatrijebačka -Triesh, will be linked with it by about 23 km of road inside Albanian territory, is under construction with EBRD funding. It will significantly shorten the time of travelling from Plav to Podgorica (expected travel time through the Albanian territory about half an hour).

#### Roads

<sup>74</sup> Montenegro Needs Assessment Report TACSO It is unknown how many of them are active

<sup>75</sup> Recent civil society assessments and intensive observations from the TACSO Albania Office estimate that the total number of active CSOs does not exceed 450

<sup>76</sup> South-East Transport Observatory. Road Corridors & Links involves in : Albania, Bosnia, Croatia, Kosovo, former Yugoslav Republic of Macedonia, Serbia, Montenegro



There are no highways in **Montenegro** but the main roads of the country are of a single carriageway type. The connections between Podgorica and the coastal towns have significantly improved, journey times have become shorter and routes safer with the completion of Sozina tunnel (travel time from Podgorica to Bar, under half an hour) and numerous upgrades of roads towards Cetinje and Bar. However, the secondary and rural road network, managed by the municipalities requires improvement as it is often in poor condition.

In the **Albanian** programme area, the roads infrastructure has been substantially improved in the last 5 years, although Tropoja has yet to be improved its road network. Transport of commodities and people is easier and faster now. Travelling to Lezha, and Shkodra from Tirana takes no more than 120 minutes; part of this road belongs to the Durrës-Kukës motorway- the "Nation's Road", which connects Albania with with Kosovo.

### *Railway Transport*

Montenegro and Albania have agreed to integrate procedures of organising **railway** transport between countries. One railway passes through the programme area from Podgorica to Shkodra of about 63.5 km in length; it is used only for freight transport as the line is not electrified. The same railway connects Tirana with Shkodra via Lezha. Since the infrastructure development has focused chiefly on roads network, the railway network has received little attention from respective Governments, thus leading to deterioration of physical conditions of this railway over years. Future plans include its electrification, at least on the Montenegrin side, and using this railway also for passenger transport, by adopting the urban municipality Tuzi, a subdivision of Podgorica Municipality as the common border station.

### *Air and Maritime Transport*

The Podgorica **airport** in Montenegro is the only airport in the programme area. The programme area in **Montenegro** is home to the **port** of Bar, the biggest in Montenegro, and also to marinas in Budva and small harbours such as the one in Ulcinj.

In the Albanian programming area there is the port of Shengjin (Lezha region) which serves the needs of the northern part of Albania for maritime transport.

### *Telecommunication*

Telecommunication in the programme area benefits from both land (fixed) and mobile telephony. The fixed telephony in Montenegro is fully digitalized. The number of subscribers is about 1.700.856<sup>77</sup> corresponding to a 27.55% penetration rate. The mobile telephony market has three telecommunications operators. In 2012 the three mobile companies reported a total of 990,868 users, corresponding to a penetration of 159%.

In **Albania**, the level of penetration of fixed and mobile phones in the programming area stands at 88.15%<sup>78</sup>, slightly below the national average of 89.47 %. However, with the exception of the main cities, penetration of fixed telephony in rural areas is low; communication is mostly based on mobile phones. There is one national fixed telephony provider, while there are 4 mobile operators. Level of mobile phone penetration in Albania is over 130%.

### *Information Technologies*

<sup>77</sup> Agency for Electronic Communications and Postal Services, Annual Report 2011

<sup>78</sup> Albania, Census 2011

Handwritten signatures and initials in blue ink, including a large signature and a smaller one to the right.



Computer literacy in **Montenegro**<sup>79</sup> averages 35% among the population 15 years old and over. About 16% of the population is partially computer literate. The biggest percentage of computer literacy in the programme area is encountered in Budva with 46 %, in Podgorica 41% while the lowest is in Andrijevica at about 18 %. Computer literacy is higher among younger population and it declines evenly with the increase of age.

In **Albania**, the level of internet penetration (meaning there is a computer being used to access the internet) in the households in the programming area stands at 9.97%, which is below the national average of 12.35%.

### Energy

Energy is available to all municipalities in the programme area in **Montenegro**. Most of the energy needs are met through imports – all oil and derivatives are imported as well as one third of its electricity consumption. The size of the electricity market is about 3.720GWh/year out of which 28.2% are imported, indicating a moderate level of use of its own hydropower potential.

**Albania's** current installed capacity in Albania is 1,726MW<sup>80</sup>, a utilization rate of only 35% of its hydropower potential. The majority of hydropower energy of the country, about 52.3%, is generated in the programme area which has the three biggest hydropower plants of the Albania: Fierza, Koman and Vau i Dejes with capacity of 1,350MW altogether. Ashta Hydropower plant with an installed capacity of 53MW became operative in September 2012. The total electricity production in 2012 in Albania reached 4,288GWh, covering only 57% of its annual consumption, making Albania a net importer of energy. The completion of the 400 kv interconnection line between Albania and Montenegro (Elbasan-Podgorica), increases the capacities of energy exchanges between the two countries and connects Albania with regional and European networks, thus increasing the security of electricity supply in the country. Although there are large, yet unexploited hydropower resources Albania is characterized by a low efficiency in the use of electricity. Use of electricity for heating purposes is widely spread.

### Water Supply and Water Sewerage

Most of the households (247,354) in **Montenegro** use water from the public water system, although public water system may be insufficient in rural areas and during summer time. Out of the total number of dwellings<sup>81</sup> 92% of them have access to water supply systems inside their houses and the same number is connected to sewage system inside the house. In the programming area the Budva has the highest rate of access to water supply systems and to water sewerage system averaging 99%, whereas Andrijevica has the lowest access rate to these two services, averaging 76%.

In the **Albanian** programme area the water supply, sewage systems and irrigation remains problematic. Access to water inside the dwelling for about 106,094 households<sup>82</sup> in the programming area is secured to about 55.4% of them; about 39.5% has some access to water supply systems, while 5.1% of the household in the programming area have no access to water supply system. The number of households with no access to waste water and sewerage systems is higher in Shkodra with 1.13% followed by Lezha with only 0.98%, while Tropoja district registers 0.75 %– doing better than the national average of 1.12

<sup>79</sup> MONSTAT, Population by computer literacy per municipalities in Montenegro 2011, Release No. 156

<sup>80</sup> ERE – Annual report 2012

<sup>81</sup> MONSTAT, Dwelling by availability of installations, Release No. 280

<sup>82</sup> Census 2011, INSTAT Indicators of buildings and dwellings by prefecture





% Further improvements in infrastructure are needed to maintain and promote sustained levels of tourism, and reduce regional disparities.

## 2.5 ENVIRONMENT

Environmental protection and preservation are key for a sustainable development of the programme area, which is quite rich on environmental resources and biodiversity on both sides of the border. The programme area is very rich on environmental resources and biodiversity. However there are several factors that threaten the environment resources in the programme area, such as; deforestation due to uncontrolled falling of trees; poor water and sewage management; uncontrolled waste disposal; unregulated urbanization; in some areas industrial pollution; risk of pollution of rivers and lakes from illegal landfills; the intensive use of pesticides is harming agriculture; the fauna in the lakes and rivers is threatened by over-fishing and illegal hunting. Land degradation is present in both sides of the border.

**Montenegro** has a high biological diversity due to its geological background, climate and the position of sea and mountains in close proximity. Montenegro has two world heritage sites, one biosphere reserve and five national parks. Environmental preservation protection is a pillar of all development strategies of the country. Montenegro's national network of protected areas covers 108,866 ha<sup>83</sup> or 7.88% of the total territory. It comprises 5 national parks – Skadar Lake, Durmitor, Lovćen, Biogradska Gora, and Prokletije. The programming area is rich in natural resources and is home to four National Parks in the Montenegrin programming area:

- *Skadar Lake* is located in the municipalities of Podgorica and Bar. One third of the lake belongs to Albania. The Montenegrin part (about 40,000 hectares) was listed as a National Park in 1983. Biggest lake in the Balkans, it is exceptionally rich in birds and fishes as well as in marsh vegetation. Skadar Lake is on the list of internationally significant wetland areas as water and migratory bird's habitat (Ramsar Convention)
- *Biogradska Gora* is surrounded by the municipalities of Andrijevica, Berane, Kolašin, and Mojkovac. The National Park was proclaimed in 1952 and covers 54 km<sup>2</sup>. It is known for its untouched forests (among the last primary forests in Europe), the great diversity of flora and fauna and for its six glacial lakes including the famous Biogradsko Lake.
- *Lovćen* is a mountainous area national park in the Budva and Cetinje municipalities covering an area of 6220 hectares.
- *Prokletije* is a mountain range that extends from northern Albania, to south-western Kosovo and eastern Montenegro. Exceptional and untouched natural site, it was proclaimed a National Park in Montenegro in 2009 (the Park covers about 210 km<sup>2</sup> mainly in Plav and Gusinje municipalities). It is therefore the last National Park listed in Montenegro. However, the management unit of the park is not yet established.

Industry and agriculture are not big polluters in the programme area, although the levels of fluoride in Podgorice exceed the allowable limits 3-6 times during the year, while there is a general need for technological renewal. Main threats for the environment are related to the absence of waste water treatment systems (Podgorica is partially equipped with wastewater treatment plant) and adequate landfills for solid waste. Several investment projects co-funded by the EU or supported by European banks are planned and should improve this situation.

<sup>83</sup> MONSTAT, Statistical yearbook 2012

In **Albania**, the programming area offers a rich biodiversity and climate as it includes mountains, hills, plains, lake, rivers and coastline. It has 8 natural parks<sup>84</sup>, managed nature reserves and protected landscapes, which cover over 13% of the total territory. Regional Environmental Agencies are present in both regions of the Albanian programming area. The Tropoja district is covered by the Regional Environmental Agency of the Kukesi Region.

Three national parks are in the Shkodra Region – Thethi national park situated in the mountain area bordering with Montenegro; Lake Shkodra and Buna river, which have been qualified as Ramsar sites. The most important natural park in the programme area is the Shkodra Lake. Cooperation between the two countries with regard to protection and rehabilitation of Shkodra Lake has increased in the last decade.

Protected areas in the Lezha region include Berzane, Kune-Vain-Tale, Patok-Fushekuqe-Ishem which are all Managed Nature Reserves. It also includes some 4,745 ha of protected landscapes. The most important protected area in the Lezha region is the Kune-Vain-Tale, a complex of lagoons with the 125 ha sand island of Kune on the right of the Drini river delta. This area has a rich flora and is home to about 70 bird species, 22 reptiles (out of 33 at national level) and also 6 types of amphibians out of a total of 15 at national level.

The Tropoja district has 1 National Park since 1996, and 29 protected areas since 2002. The Natural Park of Valbona Valley is the most important area of the district as it encompasses a surface of 8000 ha.

Social and economic changes of recent years, demographic shifts in both Albania and Montenegro have put pressure on protecting and preserving the environment and biodiversity in the programming area. Over the past decade damages are evident in the forests area due to the interventions of the local population. Most of the damage was due to abusive logging and over-grazing. The protection of natural resources with a focus in the forests, protected zones and exploitation of water resources represent economic and environmental values for this area. Although the awareness on environment protection has increased, a higher degree of enforcement of environmental protection standards is required to ensure proper urban development and the expansion of tourism. Reduction of existing pollution, management of urban waste and ensuring the quality of drinking water for purposes of protecting public health and guaranteeing a clean environment, associated with measures to protect the land from natural and man-made destruction and enforcement of a strategic urban planning process are the main challenges to cope with in the programming area.

## 2.6 LEGAL AND INSTITUTIONAL ARRANGEMENTS

**Montenegro** is divided in 23 municipalities as a basic unit of local government.

The country's objectives are embedded in a number of strategies which lay out the development priorities which could serve as areas of intervention for the CBC Programme. Most relevant strategies for the purposes of the CBC Programme are:

- Montenegro's Development Directions 2013 - 2016
- The National Strategy of Sustainable Development of Montenegro (2007)
- The Regional Development Strategy 2010 – 2014
- Strategy on Development of Small and Medium Sized Enterprises 2011-2015

<sup>84</sup> Albania, Ministry of Environment, Network of Protected areas in Albania September 2013



- Strategy for Agriculture (2014-2020)
- National Strategy for Employment and Human Resources Development 2012-2015
- Strategy for Development of Vocational Education in Montenegro 2010-2014

**Albanian** local government consists of two levels: the first level consists of 374 local government units (LGUs) divided between 65 municipalities (*bashkia*) in urban areas, and 309 communes (*komuna*) in rural areas, which may be further sub-divided into villages (3020); the second level consists of 12 regions (*qarku*). Most relevant strategies for the purposes of CBC Programme are:

- The National Strategy for Development and Integration;
- The National inter-Sectoral for Regional Development 2007;
- The Strategic Framework of Regional Development of Shkodra 2010 – 2016;
- The Strategic Framework of Regional Development of Lezha 2010 – 2016.



No	Priority	Bilateral Agreements <sup>85</sup>
1	Competitiveness, business and SME development, trade and investment	-
2	Employment, Labour, Mobility and Social Inclusion	- "Montenegro Conclusions" document signed during the Forums of the Third Ministerial Conference on Employment and Social Policies in the Southeast Europe, on 26.10.2007.
3	Research, Technological Development and Innovation and ICT	- Agreement between Albania and Montenegro on scientific and technological cooperation, signed on 16.12.2008.
4	Environment Protection, Climate Change and Risk Prevention	- Agreement between the Government of Albania and Montenegro on the water problems. Statute of the joint Albanian-Montenegrin inter-governmental Commission on the treatment of border waters and the Protocol of the meeting of this Commission signed on 31.10.2001, entered into effect on 13 February 2003. - Memorandum of Understanding between the Council of Ministers of the Republic of Albania and the Government of the Republic of Montenegro on the utilization of the LTL 400 KV, signed on 02.07.2004. - Memorandum of Understanding between the Council of Ministers of the Republic of Albania and the Government of Montenegro on the cross-border development of Shkodra lake, signed on 26.05.2006. - Memorandum of Understanding between the Ministry of Environment, Forestry and Water Administration of the Republic of Albania and the Ministry of Agriculture, Forestry and Water Administration of Montenegro, signed on 14.12.2010, entered into effect on the same day.
5	Transport and Public Infrastructures	- Agreement between the Ministry of Public Order of the Republic of Albania and Ministry of Internal Affairs of Montenegro on the establishment of permanent international circulation through border point Hani i Hotit-Bozhaj, signed on 24.01.2000. - Agreement between the Council of Ministers of the Republic of Albania and the Government of Montenegro on the road international transport of travellers and goods, signed on 02.07.2004 and entered into effect on 11.11.2004. - Agreement between the Council of Ministers of the Republic of Albania and the Government of Montenegro on the establishment of the international lake line for travellers, Shkodër-Virpazar, signed in Podgorica, on 02.07.2004. - Agreement between the Council of Ministers of the Republic of Albania and the Government of Montenegro on the reciprocal relations for customs issues, signed on 23.12.2005, entered into effect on 1 December 2007. - Agreement between the Council of Ministers of the Republic of Albania and the Government of Montenegro on the organisation of the railway traffic between the two countries, signed on 16.05.2006. - Agreement between the Council of Ministers of the Republic of Albania and the Government of Montenegro on the opening of the joint border crossing point - Muriqan Sukobinë, signed on 17 January 2007. - Agreement between the Council of Ministers of the Republic of Albania and the Government of Montenegro on carrying out the border railway transport between the two countries, signed in Podgorica, on 3.08.2012.
6	Tourism and Cultural Heritage	- Agreement on the cultural cooperation between the Ministry of Tourism, Culture, Youth and Sports of the Republic of Albania and Ministry of Culture, Sports and Media of Montenegro, signed on 28.02.2001, and effectuated on the signature date.  - Agreement for the cultural cooperation between the Ministry of Tourism, Culture, Youth and Sports and Media of Montenegro, signed on 10.11.2009, effectuated on the date of signature.
7	Youth and Education	-
8	Local and Regional	-

<sup>85</sup> The Ministry of Foreign Affairs of Albania - there are 30 Bilateral Agreements between Albania and Montenegro:  
<http://www.mfa.gov.al/images/stories/PDF/marrevshjet%20dypaleshe%20me%20te%20gjitha%20vendet%20-%2017.01.2013.pdf>




Governance, Planning and  
Administration Capacity  
Building

### 3.7. CONCLUSIONS

The programme area is diverse, but still several common features related to nature, geographic position, demographic trends, economy, human capital etc, could generate synergies and be a good opportunity for developing and implementation of CBC initiatives.

- ✦ **Economic features** of both countries indicate similar trends. Both countries are classified as upper-middle income economies by the World Bank. The structure of economy is different on both sides of the border. While Albanian regions rely on agriculture, services, wholesale and retail markets, Montenegrin regions feature more developed industry, and the level of tourism is much highly developed. Agriculture is commonly important for both sides.
- ✦ **Competitiveness is low on both sides of the border**, higher productivity and further investment in know-how and use of innovation technologies is a precondition to becoming more competitive both nationally and internationally. In border areas businesses normally exploit across the border and international trade opportunities but trade between both countries and third parties is still constrained by heavy administrative barriers.
- ✦ **Strengthening of SMEs networks and service connections existing in the bordering areas is an underutilised potential.** Over 97% of registered SMEs employees less than 4 persons. Level of cooperation across the border is minimal. Promotion of *e-business* will be important. In sum, in terms of private sector development there are clear synergies to be developed within the programme area and to be supported by the CBC programme.
- ✦ **Both sides of the programme area are increasingly becoming more attractive to foreign investors**, but there is a need on both sides to improve conditions and especially the infrastructure for doing business. Investments in tourism, renewable energy and agriculture could be potential sectors for attracting more FDIs. Light industry and food processing industries are also considered as a potential for accelerated economic growth of the programme area.
- ✦ **Agriculture is a major economic potential in the programme area, but underutilised.** In general rural economy is fragmented, to much higher degree in the Albanian programme area, and small agricultural holdings have difficulties in accessing markets. Production is moderately diversified and the range of main agricultural produce on both sides of the border is more complementary than competing. Improving access to market and strengthening the food security system and inspection bodies will be important for increasing agriculture sector competitiveness. Improve efficiency in agriculture and forestry and to develop additional sources of income from preserving natural assets and tourism.
- ✦ **Unemployment remains a sharp problem** for the population of the programme area, especially for the socially sensitive groups such as youth and rural population, women. Employment





insecurity is considered as the main reason for high migration rate, especially in the rural or less developed areas where the unemployment rates are high as result from subsistence and low-scale agricultural production that provide a form of social security for the bulk of the rural population and work as a buffer against high rates of registered unemployment.

- ✦ **Environment protection needs serious consideration in future development plans of the programme area.** With the overall development of the programme area largely relying on natural resources, the environmental protection and preservation of these resources is crucial for the sustainable development of the area. Improved waste management, control of pollution, efficient use of energy resources and improved land management are amongst the key priorities to be addressed by governmental and local development plans. Further valorisation of natural resources in the view of economic development is a key issue for the development of the area, especially on the Albanian side of the border.
- ✦ **Poor infrastructure is a main obstacle to the economic and social development** of the programme area. The sustainable development and improvement of transport and public infrastructure could contribute to sustainable economic growth and a general increase of wealth in the programme area. Development of infrastructure that facilitates business and the diffusion of networks and services to support business development and innovation, could contribute to a general increase of wealth and economy in the area.
- ✦ **The programme area has high tourism potential but these opportunities are utilized mainly in the Montenegrin side,** while tourism in the Albanian side is poorly developed despite of the great potential. CBC initiative aiming to produce a joint touristic offer should be considered. Obvious synergies, potentially to be supported by the CBC programme, can be built between the regions in Albania and the coastal areas in Montenegro, but also with the "less touristic areas" in north-east of Montenegro, which have similar characteristics in terms of environment, wild nature and mountains with north of Albania.
- ✦ **There is a rich historic-cultural-artistic heritage in the bordering area that needs to be preserved.** Further valorisation of historical and culture heritage could contribute to strengthening the identity of the area. Cultural heritage is an asset for the economic development of the programme area. The cooperation among culture institutions is present, but it could be intensified further.
- ✦ **Improving the educational system and school infrastructure is a major priority** for the programme area, particularly in rural areas. The presence of important private and public universities and business research centers in the programme area is an asset for the CBC programme. Further joint action could be undertaken to establish network of vocational training centers as well as higher institutions and research agencies and organisations.
- ✦ Overall, the **health sector is poorly and unevenly developed** and the lack of a proper legal framework for health insurance in rural areas (in Albanian side of the border) is still hampering its development. Given the that health sector is centrally managed, perhaps not much can be done

under CBC programmes, but certainly there is room for potential joint activities related to health prevention campaigns and health education.

- ✦ **Encouraging regional CSO networks** (including sport, youth and cultural organisations) could contribute to maintaining and strengthening the ties between the communities on both sides of the border in this multi-ethnic programme area.
- ✦ **Research & Development and ICT penetration is significantly disproportional between the countries and at the low level.** Insufficient investments, governmental, regional or local support activities for R&D activities are present, in spite of the fact that 4 Universities are present in the programme area. There is no specific data on RDI but there is virtually lack of co-operation between education institutions in both countries, and research, development and innovation area is not explored.
- ✦ **Local and regional governments are in general, financially weak and cannot boost local development.** Unlike Albania, Montenegro does not have regional Governments. They are lacking skills in management, financial control and budgeting, democratic approaches in decision making processes. Absorption of EU funds is low. Cooperation between local governments between two countries could be improved. Decentralization process is on-going in both countries.



4. SWOT ANALYSIS

	STRENGTHS	WEAKNESSES	OPPORTUNITIES	THREATS
ENHANCING COMPETITIVENESS, BUSINESS AND SME DEVELOPMENT, TRADE AND INVESTMENT	<ul style="list-style-type: none"> <li>Free-trade agreement between the two countries. Both countries participate in CEFTA.</li> <li>Favourable business climate and corporate taxes. Overall legal and institutional frameworks favourable to FDI's attraction.</li> <li>Existing Protocol of economic cooperation between Albania and Montenegro. Existence of the Regional Economic Forum between Shkoder Region and Montenegro.</li> <li>Large and increasing number of SMEs in the overall region with diversified activities.</li> <li>Natural resources, Skadar/Shkoder Lake, and cultural heritage as potential for development of tourism.</li> <li>Relatively good coverage of the programme area with universities and vocational training centres.</li> <li>Existence of business incubators (MIN) and regional development agencies (AL).</li> <li>Increasing investments in infrastructure aiming to support development of tourism industry in the area surrounding Skadar/Shkoder Lake.</li> </ul>	<ul style="list-style-type: none"> <li>Low competitiveness of businesses, low productivity and insufficient know-how.</li> <li>Continuous migration and outflow of skilled labour force.</li> <li>Limited exposure to international markets.</li> <li>Small scale organisation of farming and low productivity of agribusiness activities.</li> <li>Limited entrepreneurial culture dominated by short term trade or service activities rather than long term capital investment.</li> <li>High inequality in urban and rural development.</li> <li>Low level of technology.</li> <li>Limited availability of micro-credit schemes.</li> </ul>	<ul style="list-style-type: none"> <li>Opportunity to develop various mechanisms and instruments aiming at facilitating the establishment of business partnerships for cross border initiatives.</li> <li>Specialisation of SMEs and strengthening through adding value to their products.</li> <li>Creation of integrated tourism product including both lake, coastal and mountain areas.</li> <li>Identification of some special products of the area that could be further branded nationally and internationally.</li> <li>Further development of agriculture production and agro-processing industry.</li> <li>Improvement of the level of vocational education in view of better serving the labour-market demand.</li> <li>Increase public/private partnership for building adequate road infrastructure.</li> <li>Advantage deriving from relatively low level of labour costs (especially north of Albania).</li> </ul>	<ul style="list-style-type: none"> <li>Limited access to credit systems for firms and SMEs may slow down the economic development.</li> <li>Underdeveloped and under equipped local self government administrations.</li> <li>Dominant momentous relief can have a negative impact on local economic development.</li> <li>Informal economy competing unfairly with the formal sector.</li> <li>Considerable level of corruption.</li> <li>Brain drain due to migration to more developed regions.</li> </ul>









	STRENGTHS	WEAKNESSES	OPPORTUNITIES	THREATS
PROMOTING EMPLOYMENT, LABOUR, MOBILITY & SOCIAL AND CULTURAL INCLUSION ACROSS THE BORDER	<ul style="list-style-type: none"> <li>• Relatively low cost labour force</li> <li>• Relatively young population and positive growth rates</li> <li>• Presence of Vocational Education schools;</li> <li>• University branches present, to support and focus closely on local knowledge and skills needs</li> <li>• Multi-ethnicity as an advantage for economic, social and cultural inclusion</li> </ul>	<ul style="list-style-type: none"> <li>• De-population and outflow of skilled and educated people in rural parts of the programme area</li> <li>• High unemployment rate, especially amongst the young population and women</li> <li>• Curricula not fully aligned Labour market - oriented vocational training</li> <li>• Large number of households dependent from remittances from abroad</li> <li>• Lower level of education of the rural population and socially marginalized groups such as Roma etc.</li> <li>• Weak labour promotion institutions at local level</li> </ul>	<ul style="list-style-type: none"> <li>• Improvement of the level of vocational education in view of better matching the labour-market demand for higher skilled employees.</li> <li>• Development of research &amp; development activities by using existing research and high educational centres</li> <li>• Programmes for increasing accessibility in the labour market of rural population and especially of women and marginalised groups</li> <li>• Developing employment programmes for social integration of socially marginalized groups.</li> <li>• Improvement in labour mobility in the CBC area</li> </ul>	<ul style="list-style-type: none"> <li>• Lack of employment opportunities leading to higher migration towards developed areas of the country or abroad, especially of young and qualified workers</li> <li>• Prolonged economic crisis which increases unemployment, with major spillover effects onto less educated and vulnerable groups</li> <li>• Poor access of the rural population to the formal educational system, due also to poverty or inadequate educational infrastructure</li> </ul>
PROTECTING THE ENVIRONMENT, PROMOTING CLIMATE CHANGE ADAPTATION & MITIGATION, RISK PREVENTION AND MANAGEMENT	<ul style="list-style-type: none"> <li>• Rich natural biodiversity, untouched and attractive environment, diversity of natural landscapes.</li> <li>• Existence of several protected areas and national parks appropriate for the development of eco-tourism</li> <li>• Wide forest areas and quality of the forests.</li> <li>• High potential for using renewable energy sources (hydroelectricity, wind power, solar energy and biomass)</li> <li>• Clean area without industrial pollution, especially the coast and mountainous areas</li> </ul>	<ul style="list-style-type: none"> <li>• Poor enforcement of environment regulations and standards</li> <li>• Poor management and control mechanism for protection of natural resources;</li> <li>• Inadequate solid waste management and lack of waste water treatment systems</li> <li>• Inappropriate land management</li> <li>• Insufficiently exploited natural resources</li> <li>• Low awareness of environmental issues</li> </ul>	<ul style="list-style-type: none"> <li>• Better management of forestry and protected areas;</li> <li>• Development of joint programmes for waste treatment</li> <li>• An increase in programmes and projects on environmental protection, forestry, sustainable agriculture, solid waste and waste water, etc.</li> <li>• Local interest for producing green energy</li> <li>• Increased public awareness on environmental protection measures under the pressure of eco-tourists demands</li> <li>• Area around Shkodra/Skadarlake becoming part of UNESCO protected "biosphere reserve list".</li> </ul>	<ul style="list-style-type: none"> <li>• Pollution of land and water resources due to inadequate or absent solid waste and waste water treatment system</li> <li>• Uncontrolled and out of standards urbanisation process</li> <li>• Uncontrolled exploitation of natural resources (timber, river gravels, forest fruits), especially deforestation</li> <li>• Pressures on the coastal environment due to high tourist frequentation</li> <li>• Enlarging cement industry in the region of Lezha which poses a increasing risk for the surrounding nature</li> </ul>



	STRENGTHS	WEAKNESSES	OPPORTUNITIES	THREATS
PROMOTING SUSTAINABLE TRANSPORT & IMPROVING PUBLIC INFRASTRUCTURES	<ul style="list-style-type: none"> <li>• Strategic geographic position in the wider region and participation in European Transport Networks;</li> <li>• Easy connections by improved road infrastructure;</li> <li>• Improved border-crossing infrastructure and services;</li> <li>• Railway connectivity;</li> <li>• Relative proximity and easy access in the entire programme area to the airports in Podgorica, and Titine;</li> <li>• Ports of Bar and Shengjin, as an important economic asset for the region.</li> </ul>	<ul style="list-style-type: none"> <li>• Rural and secondary road network and railways infrastructure in poor conditions;</li> <li>• High maintenance cost and limited budgets available</li> <li>• Poor reliability and shortage of electricity supply, heavily dependent on hydro resources (AL);</li> <li>• Poor infrastructures and insufficient capacities for treatment water, sewage and solid waste, particularly in rural areas;</li> <li>• Incorrect applications of urban planning standards</li> <li>• Limited internet accessibility</li> </ul>	<ul style="list-style-type: none"> <li>• Programmes improvement of road and rail networks linking Montenegro and Albania;</li> <li>• Existing plan and funds (EU, European banks, etc) management and waste water systems;</li> <li>• Easier movement of people and goods through improved roads and new (including re-opened) cross-border points;</li> <li>• Increased investment in water supply, sewerage system and waste treatment.) for improving solid waste</li> <li>• Potential for increasing maritime transport</li> <li>• Development of alternative energy production</li> <li>• Improvement of internet accessibility</li> </ul>	<ul style="list-style-type: none"> <li>• Limited financial resources, delaying investments in public infrastructure and especially maintenance;</li> <li>• Insufficient financial resources for the reconstruction and maintenance of deteriorated local infrastructure;</li> <li>• Illegal construction, putting additional pressure on infrastructure development in the programme area;</li> <li>• Unresolved property issues which impede investments in infrastructure;</li> <li>• Underdeveloped urban planning, including planning for sustainable modes of public and private transport.</li> </ul>

*(Handwritten signature)*

*(Large handwritten signature)*

*(Small handwritten mark)*



	STRENGTHS	WEAKNESSES	OPPORTUNITIES	THREATS
ENCOURAGING TOURISM & CULTURAL & NATURAL HERITAGE	<ul style="list-style-type: none"> <li>Pleasant Mediterranean climate and continental climate developing diverse types of tourism throughout the programme area</li> <li>Rich and diverse nature, well suited for outdoor leisure and activities</li> <li>Rich cultural and historical heritage</li> <li>Numerous community associations involved in activities to preserve culture and nature</li> <li>Multicultural diversity, and tradition in cultural exchanges</li> <li>Rich culinary traditions suitable for agro-tourism</li> <li>Relatively long standing experience in the Montenegrin coast with massive tourism</li> </ul>	<ul style="list-style-type: none"> <li>Underdeveloped tourism infrastructure in view of international standards;</li> <li>Unbalanced tourism development with the prevalence of seashore tourism as against mountain and agro-tourism.</li> <li>Insufficient efforts and funding for the protection and preservation of nature and of historical and archaeological heritage;</li> <li>Limited recognition of the potential of historical and cultural heritage as a source of income through tourism and culture activities;</li> <li>Limited skill and poor level of services in the Albanian side.</li> <li>Limited international recognition of the region as attractive touristic destination</li> </ul>	<ul style="list-style-type: none"> <li>Promote initiatives for further including the cultural heritage in the tourism offer;</li> <li>Promotion of specific culinary tradition and agro-food products to contribute to strengthening the identity and tourist experience of the region;</li> <li>Developing and strengthening local institutional capacities related to promotion of tourism, cultural and traditional assets;</li> <li>The development of eco-tourism related type of outdoor "experiences" as an integrated packages (e.g. mountaineering, rafting, trekking, biking);</li> <li>Promotion of cooperation between tourist agencies to provide integrated tourist packages across the border.</li> </ul>	<ul style="list-style-type: none"> <li>Insufficient tourism promotion, both at national and regional levels due to scarcity of funding;</li> <li>Environmental pollution in areas with a high potential for eco-tourism;</li> <li>Lack of understanding of cultural and historical heritage potential of the programme area;</li> <li>Lack of proper protection of cultural and historical monuments and sites;</li> <li>Illegal buildings close to the seashore, natural parks and cultural heritage sites.</li> </ul>
INVESTING IN YOUTH, EDUCATION & SKILLS	<ul style="list-style-type: none"> <li>Relatively young population and high birth rate</li> <li>High presence of public and private universities</li> <li>Multi-ethnicity as an advantage for social and cultural development</li> <li>Existence of vocational and non-formal training providers</li> <li>Multilingual environment</li> <li>An enthusiastic young generation eager to learn and developed</li> </ul>	<ul style="list-style-type: none"> <li>Curriculum not aligned with labour market demand and inefficient employment-oriented vocational training</li> <li>Underdeveloped system of lifelong education;</li> <li>Low level of education of the rural population and socially marginalized groups such as Roma, Ashkali, etc.</li> <li>Level of drop out from elementary and secondary education as result of poor education offered especially in some rural areas</li> </ul>	<ul style="list-style-type: none"> <li>Improvement of the level of vocational education in view of better serving the labour-market needs with skills needed</li> <li>Development of research &amp; development actions by using existing research and high educational centres</li> <li>The use of internet in order to improve the access to education in rural areas and enhancing virtual cross border contacts and cooperation</li> </ul>	<ul style="list-style-type: none"> <li>Limited access of rural population to the formal educational system, due to poverty</li> <li>Poor or inexistent rural ICT infrastructure, augmenting regional disparities;</li> <li>Migration of youth due to lack of opportunities</li> </ul>

Handwritten signatures and initials in blue ink at the bottom right of the page.

	STRENGTHS	WEAKNESSES	OPPORTUNITIES	THREATS
PROMOTING LOCAL & REGIONAL GOVERNANCE, PLANNING & ADMINISTRATIVE CAPACITY	<ul style="list-style-type: none"> <li>Existing protocol of cooperation between the countries.</li> <li>Existence of Regional development strategy.</li> <li>Existence of Regional development plan.</li> <li>Decentralisation process on-going.</li> </ul>	<ul style="list-style-type: none"> <li>Limited capacities of the local government units to implement development policies;</li> <li>Insufficient financial resources to finance development goals;</li> <li>Lack of proper knowledge by the local administration to obtain and implement EU funds.</li> </ul>	<ul style="list-style-type: none"> <li>Participation of local government units into joint initiatives of programmes to enhance institutional capacities.</li> </ul>	<ul style="list-style-type: none"> <li>Financially weak local government units.</li> <li>Lack of funding for training of local government administration to increase their policy making and implementing capacities.</li> <li>Lack of cooperation between proper regional structures.</li> </ul>
STRENGTHENING RESEARCH, TECHNOLOGICAL DEVELOPMENT, INNOVATION & ICT	<ul style="list-style-type: none"> <li>Presence of public and private Universities in the programme area.</li> <li>Increasing percentage of population actively using ICT technology.</li> </ul>	<ul style="list-style-type: none"> <li>Poor research and innovation practices of universities and other operators in the programme area.</li> <li>Modest internet penetration.</li> <li>Poor computer literacy.</li> <li>Poor ICT used by Universities, Schools and businesses.</li> </ul>	<ul style="list-style-type: none"> <li>Developing and implementing cross-border ICT projects;</li> <li>Investment in ICT and R&amp;D programmes that would fit private sector development needs.</li> <li>Strengthening research, technological and innovation in the programme area.</li> <li>Student exchange programmes.</li> </ul>	<ul style="list-style-type: none"> <li>Lack of national strategies promoting ICT and R&amp;D.</li> <li>Limited of financing for the Research and development and</li> <li>Insufficient interest of private sector for technological development and modernisation of production processes.</li> </ul>

*Handwritten signatures and initials in blue ink.*



**[MODEL]**

**Annual Implementation Report: <Year>**

**Cross-border cooperation between IPA II  
beneficiaries:  
<Beneficiary X> - <Beneficiary Y>**

**(Article 80 of the Framework Agreement)**

*Handwritten initials*

*Handwritten signature*

*Handwritten initials*

Table of Contents

Glossary of Acronyms	3
1. Identification	4
2. Overview of the implementation of the cross-border cooperation programme	5
2.1 Achievement and analysis of the progress	5
2.2 Progress made in implementing the cross-border cooperation programme	7
2.2.1 Quantitative analysis	7
2.2.2 Qualitative analysis	9
2.3 Detailed information about the financial execution of the cross-border cooperation programme	9
2.4 Information on the steps taken by the operating structures and/or the joint monitoring committee to ensure the quality and effectiveness of implementation	10
2.4.1 Monitoring and evaluation	10
2.4.2 Problems encountered and corrective actions	10
2.5 Visibility and publicity	10
2.6 The use made of technical assistance	10
2.7 Changes in the context of the cross-border programme's implementation	10
2.8 Complementarities with other sector policies or instruments	10
2.9 Success stories	11





1. Identification

CROSS-BORDER COOPERATION PROGRAMME	Programme title: IPA II Cross-Border Cooperation Programme <country A> – <country B>
	<20XX-20XX> appropriations/allocations: <amount including the TASC>
ANNUAL REPORT ON IMPLEMENTATION	Reporting year: <from 1 January 20XX until 31 December 20XX>
	Prepared by: <ul style="list-style-type: none"> <li>▪ &lt;operating structure beneficiary X&gt;</li> <li>▪ &lt;operating structure beneficiary Y&gt;</li> </ul>
	Date of examination of the annual report by the Joint Monitoring Committee: <date and type of procedure for its adoption, i.e. meeting or written>
	Programme eligible area: <...>

Legal basis: Article 80 of the IPA II Framework Agreement

## 2. Overview of the implementation of the cross-border cooperation programme

### 2.1 Achievement and analysis of the progress

<A summary of programme implementation during the reporting period, that is:

#### 1. Progress with calls for proposals:

-Number of calls planned to be launched until the end of programming period and their schedule;

-State of play of launched calls for proposals (number of calls for proposals launched and on which date, number of calls for proposals closed on which date, duration of evaluation process –total length and per each step,etc);

- Analysis of the evaluation process (number of applications received per type of beneficiary and country, number of applications rejected in each phase of the evaluation process, most common reasons for rejection, list of applications rejected ( see model table below);

- List of contracts signed (see model table below);

- Capacity building events implemented for prospective applicants and for grant beneficiaries (number of events, number of participants per type of event per country,number of requests of information from grant beneficiaries addressed,etc)

- Number of operating structures and JTS staff meetings held and outputs; number of JMC meetings and outputs; number of OSs technical meetings and outputs.>

#### 2. Progress with strategic projects;

<If relevant, include also information on the 2014-2020 programme revision or on the 2021-2027 programming.>

<Model table on the CBC contracts signed and under implementation during the reporting period:

Table no. : XX> List of CBC applications received- approved/rejected

Call for proposals number	Thematic priority	Title	Name, type and country of origin of coordinator and partners involved	Amount of EU grant requested	Administrative check (Y/N)	Technical assessment (Y/N)	Approved (Y/N)	Reason for rejection

<Table no. : XX> List of CBC contracts signed and under implementation

Thematic priority: <...>							
Title and contract number	Name, type and country of origin of coordinator and partners involved	Brief project info	Start and end date	Total eligible costs and EU grant value	Main achievements to date	to	Comments>

## 2.2 Progress made in implementing the cross –border cooperation programme

<Very brief presentation of the CBC programme thematic priorities and specific objectives, along with a summary description of the progress made in implementing the cross-border cooperation programme and in particular in achieving the specific objectives per thematic priority (and also of the TA priority), including qualitative and quantitative elements indicating progress in relation to targets.>

### 2.2.1 Quantitative analysis

<Information on the progress made in implementing the cross–border programme with quantifications when possible using the indicators and targets included in the projects and in the programme.

Analysis of the achievements as measured by the outputs, outcomes and impact as well as financial indicators. Indicators shall be broken down by gender, where possible.

If the figures (data) are not yet available, information on when they will become available and when they will be included in the annual report on implementation should be provided. In addition, the information may be presented graphically.

<Model table of indicators (output, outcome and impact) with an example per programme thematic priority, specific objective and result:

<Table no. : XX> Data aggregated at programme level based on information collected from the projects

Thematic priority: <...> Specific objective: <...> Result: <...>											
Name and type <sup>1</sup>	Definition	Baseline		Milestones				Target		Sources of information	Data collection responsibility and frequency
		Value	Year	Value	Year	Value	Year	Value	Year		
(%) of students (disaggregated by gender) being employed (outcome indicator)	(%) of young boys and girls finishing secondary education finding employment within one year after the end of studies	50%	2017	60%	2019	65%	2021	70%	2023	Public Employment Service statistics	Grant beneficiaries Quarterly

<sup>1</sup> Each indicator shall be identified as impact, outcome or output indicator.

**2.2.2. Qualitative analysis**

<Qualitative analysis of the progress (conceptual advances and refinement of interventions) made in implementing the cross-border programme including an analysis of the impact of the programme in the eligible area, with a geographical scope (concentration/harmonious dispersion) and habitat differentiation (rural/urban).

Explain how the programme has contributed or is going to contribute to better neighborly relations as well as how you can measure or demonstrate this.

Describe how operating structures and designated intermediary bodies kept track of the learning that occurs during the programme implementation period, for instance, for the establishment and operation of functional data collecting systems (for both statistical and administrative purposes).

*For qualitative analysis, the programme structures have to make recourse to data providing information on people's views, opinions, or observations. These data are mostly collected through evaluations, monitoring visits findings, interviews, meetings, focus groups, opinion polls, surveys, etc. Finally, elaborate on how the cross-cutting issues (in particular those relevant to cohesion policy: equal opportunities, sustainable development and fight against discrimination) run across the design of calls for proposals and the implementation of grant contracts.>*

**2.3 Detailed information about the financial execution of the cross-border cooperation programme**

<Detailed information on contracting and, under indirect management, disbursement of yearly appropriations per thematic priority and per type of grant beneficiary, including the project partners (co-beneficiaries).

<Analysis of the following factors:

- Financial status
- Information on co-financing
- Factors that impeded and/or delayed the financial implementation
- Factors that that had a positive impact on the financial implementation.>

Model table on the financial execution of CBC contracts under implementation during the reporting period:

<Table no. : XX>

Thematic priority: <...>						
Contract number	Names, type and countries of origin of the coordinator and other partners	Start and end date	Estimated total eligible costs and EU grant value	Cumulated value of payments	Percentage of payments executed <sup>2</sup>	Comments>

<sup>2</sup> [Cumulated value of payments/EU grant value] x 100

## **2.4. Information on the steps taken by the operating structures and/or the joint monitoring committee to ensure the quality and effectiveness of implementation**

### **2.4.1 Monitoring and evaluation**

<Monitoring measures taken by the operating structures or the joint monitoring committee, including data collection arrangements, review of grant contract reports, findings and follow-up on recommendations of the monitoring visits.>

In programmes implemented under indirect management, preparation, execution, findings, recommendations and follow-up on evaluation measures taken by the operating structure where the contracting authority is located (see Article 57 of the FWA). In programmes implemented under direct management, support, findings, recommendations and follow-up on evaluation measures undertaken by the Commission.> .>

### **2.4.2. Problems encountered and corrective actions**

<Summary of any significant problems encountered in implementing the programme and in ensuring sustainability, as well as any corrective actions taken and recommendations for further action.>

Recommendations for (further) corrective actions.>

## **2.5 Visibility and publicity**

<Measures taken to ensure the visibility and publicity of the programme (i.e. communication and visibility plan, see Article 78 of the FWA), including promotional items, press clipping follow-up, advertising in mass media, examples of best practice, highlighting significant events such as workshops, conferences, round tables, forums, the European Cooperation Day and project fairs; maintenance of a database of prospective applicants, the programme website, etc.>

## **2.6 The use made of technical assistance**

<Detailed explanation of the use made of technical assistance and any significant problems encountered in implementing the TA budget. Finally, an analysis of the output, outcome and impact indicators of the TASC has to be presented in a similar way as in section 2.2.1 above.>

## **2.7 Changes in the context of the cross-border programme's implementation**

<If relevant, description of any element which, without stemming directly from the assistance of the programme, have a direct impact on the programme's implementation (e.g. legislative changes, relevant socio-economic changes, etc.)>

## **2.8 Complementarities with other sector policies or instruments**

<A summary of the programme's actual coordination and coherence with other EU Member States and national programmes or initiatives. Coordination and coherence of the programme with other Community policies. Complementarity with other financial instruments and/or international assistance.>

## 2.9 Success stories

<Describe in terms of results achieved one but preferably two examples of grant contracts whose period of implementation ended during the reporting period and which could be considered under the following parameters as a success story:

- Genuine CBC dimension (Please indicate which definition of CBC was used to assess project proposals , as indicated in the relevant Guidelines for Applicants : a) *"joint implementation of activities by partners resulting in the intensification of cross-border links and sustainable cross-border partnerships and/or the removal of cross-border obstacles to sustainable socio-economic development"* or b) joint implementation of activities by partners resulting in the intensification of cross-border links and sustainable cross-border partnerships and/or the removal of cross-border obstacles to sustainable socio-economic development" ).
- Genuine CBC impact: better neighbourliness and a benefit to people from both sides in a way that a 'national project' would not have managed.
- Innovative: by field, by the partners involved or the activities and methods applied.
- Efficient: Results achieved in time and in line with the planned budget.
- Good dissemination: visibility, replicability, multiplier and/or spill-over effects.
- Good sustainability prospects: likely benefits beyond the project duration and long-lasting partnership.>

< The stories could have the following structure:

Catching sentence summarising the project success

Title of the project

Thematic priority

Location: Municipalities per country

Type of project partners

Budget amount (incl. EU grant)

Problem background

Objective(-s) achieved (including statements of partners)

Main results attained

Main activities carried out

Start and completion dates

Website

Contact details of the CBC partners>





FRS

CP  
C/S

Period covered by the report:

01/01/20XX-31/12/20XX

Report issued on XX/XX/20XX

**Annual Report on the implementation of IPA II assistance under direct and indirect management by [country] submitted by the National IPA Coordinator**

**I. Executive Summary**

1. Reference to the objectives of the Country Strategy Papers and a brief overview of challenges in the sectors
2. Involvement in programming
3. Relations with the European Commission.
4. Problems encountered in meeting the required conditions for implementation and in ensuring sustainability, related measures taken/planned, recommendations for further action.
5. Relevant issues stemming from the IPA II beneficiary's participation in the IPA monitoring committee and in sectoral monitoring committees (including Joint Monitoring Committee for CBC), if any.
6. Involvement in Multi-country actions and any related issues.
7. Monitoring and evaluation activities, main lessons learned & follow-up to recommendations.
8. Communication and visibility activities.
9. Donor coordination.

*In case of indirect management the executive summary should also cover:*

10. Overall implementation of IPA assistance under indirect management (max. one page).
11. Main horizontal problems encountered in the implementation of IPA assistance and subsequent measures taken/planned (max. half page).
12. Recommendations for further actions (max. half page).
13. Audits – main findings and recommendations and corrective actions taken

## II. Information per Sector

**Sector title<sup>1</sup>:** [Transport]

Narrative part: summary per sector, including the following information:

1. Involvement in programming
2. Overview of results in moving towards a fully-fledged sector approach (i.e. targets reached as per sector roadmap in the Sector planning document).
3. Coordination with other instruments and/or donors/ IFI's within the sector
4. The impact of IPA II actions within the sector on the development of the relevant national administrative capacity in the sector, strategic planning and budgeting

*Under indirect management the following information should also be included:*

5. Operating structure(s) in place and related changes, if relevant: [Ministry of Transport]
6. Information on the implementation of programmes in the sector
7. Main achievements in the sector
8. Any significant problems encountered in implementing the tasks entrusted e.g. delays in contracting, and subsequent measures taken/planned.
9. Recommendations for further actions
10. Implemented monitoring and evaluation activities, audits – main findings & lessons learned, recommendations, follow-up and corrective action taken

**Sector title: Cross-Border Cooperation<sup>2</sup>**

1. Involvement in programming as appropriate.
2. Progress made in implementing the CBC programme and in particular in achieving the specific objectives per thematic priority (including qualitative and quantitative elements indicating progress in relation to targets)
3. A summary of problems encountered in implementing the CBC programme and any corrective actions taken, as well as recommendations for further corrective actions.

---

<sup>1</sup> As per the sectors in the indicative Strategy Papers.

<sup>2</sup> For Cross-border Cooperation specific reporting is required.



Annex IIIA Model Annual Report

4. Monitoring, including data collection arrangements and where applicable evaluation activities.
5. Communication and visibility activities.
6. Coordination with the partner country.

*Under indirect management the following information should also be included:*

1. Operating structure in place and related changes, if relevant.
2. Any significant problems encountered in implementing the tasks entrusted e.g. delays in contracting, and subsequent measures taken/planned.
3. Recommendations for further actions
4. Implemented audits – main findings & recommendations and corrective action taken

**II a. Performance indicators in the [e.g. Transport] sector covering both direct and indirect management:**

**Indicators<sup>3</sup> per programme**

<b>Financing Agreement/Programme reference<sup>4</sup></b>	<b>Indicator for sector [Transport]</b>	<b>Source</b>	<b>Baseline</b>	<b>Milestone (2017)</b>	<b>Target (2020)</b>	<b>Value (2014<sup>5</sup>)</b>
<i>2014 country programme</i>	<i>Reduction of average travel time of passengers between major urban centres by transport mode</i>					
<i>2014-20xx multiannual programme</i>	<i>Reduced transportation costs per unit of output</i>					

<sup>3</sup> These should be mostly outcome, as well as selected relevant output indicators

<sup>4</sup> It has to be consistent with the way of programming (annual, multi-annual with or without split commitments) and with the NAO report

<sup>5</sup> Number of columns to be adjusted for all years from 2014 up to the year of the reporting period. Values should be cumulative.


  
 Handwritten signature and initials in blue ink, including a circular mark with 'D' and 'h' and a large stylized signature.

**II b. Overview at the action level for sector [e.g. Transport]**

Financing Agreement/ Programme reference	Action	State of play/Progress for particular action (e.g. ToR in preparation, tender launched, contracted, under implementation, completed)	Main achievements and their assessment	Significant problems encountered in implementing the entrusted tasks and the measures taken/planned to overcome them	Developments that influence implementation for the future	Recommendations for corrective further actions
<i>[2014 country programme]</i>	<i>Electrification of the railway line from xxx to border with xxx</i>	<i>e.g. Service contract for preparation of ToR for the works contract signed and under implementation, tender for works contract to be launched in the second quarter of 2015</i>		<i>e.g. The service contract for the preparation of ToR for the works contract was delayed as the negotiated procedure failed and had to be re-launched</i>	<i>e.g. change of local law, like alignment with and implementation of the fourth Railway package</i>	

*Handwritten mark*

*Handwritten signature/initials*

*Handwritten mark*

*Under indirect management the following annexes should also be provided:*

**Annex 1**

Overview of the functioning of the management and control systems (including changes in the institutional structure) (max. one page).

Transparency, visibility, information and communication activities in line with FWA (max. one page)

**Annex 2**

Success stories (N.B. this section may be used for the annual financial assistance report prepared by the European Commission)

**Annex 3**

Annual procurement plan

*For both direct and indirect management, the following annex should be provided:*

**Annex 4**



Sector approach roadmap – achievements (highlighting whether planned targets have been fulfilled or not)

Handwritten signatures in blue ink at the bottom right of the page. There are three distinct signatures: one on the left, a larger one in the middle, and a smaller one on the right.

## ANNEX II - GENERAL CONDITIONS

### Contents

<b>ANNEX II - GENERAL CONDITIONS</b> .....	<b>1</b>
<b>Part One: General Provisions</b> .....	<b>2</b>
Article 1 - Execution period, operational implementation period and contracting deadline .....	2
Article 2 - The IPA II beneficiaries and their joint duties .....	2
Article 3 - Reporting requirements .....	3
Article 4 - Visibility and Communication .....	3
Article 5 - Intellectual property rights .....	3
Article 6 - Eligibility of costs .....	4
<b>Part Two: Provisions Applicable to Indirect Management by the IPA II beneficiary</b> .....	<b>4</b>
Article 7 - General principles .....	4
Article 8 - Procurement and grant award procedures .....	4
Article 8a - Duty to inform, administrative sanctions, and failure to act .....	6
Article 9 - <i>Ex-ante</i> controls on grant and procurement procedures and <i>ex post</i> control on contracts and grants to be performed by the Commission .....	7
Article 10 - Bank accounts, accounting systems, and cost recognised .....	7
Article 11 - Provisions on payments made by the Commission to the IPA II beneficiary that is the Contracting Authority .....	8
Article 12 - Interruption of payments .....	9
Article 13 - Recovery of funds .....	9
<b>Part Three: Final Provisions</b> .....	<b>10</b>
Article 14 - Consultation between the IPA II beneficiaries and the Commission .....	10
Article 15 - Amendment of this Financing Agreement .....	10
Article 16 - Suspension of this Financing Agreement .....	10
Article 17 - Termination of this Financing Agreement .....	11
Article 18 - Dispute settlement arrangements .....	12







## Part One: General Provisions

### Article 1 - Execution period, operational implementation period and contracting deadline

- (1) The execution period is the period during which the Financing Agreement is implemented and includes the operational implementation period as well as a closure phase. The duration of the execution period is stipulated in Article 2(1) of the Special Conditions, and shall start on the entry into force of this Financing Agreement.
- (2) The operational implementation period is the period in which all operational activities covered by procurement, grant contracts and contribution agreements of the Action Programme are completed. The duration of this period is stipulated in Article 2(2) of the Special Conditions, and shall start on the entry into force of this Financing Agreement;
- (3) The execution and operational implementation periods shall be respected by the Contracting Authority when concluding and implementing procurement, grant contracts and contribution agreements within this Financing Agreement.
- (4) Costs related to the operations of this Action Programme shall be eligible for EU financing only if they have been incurred during the operational implementation period.
- (5) The procurement, grant contracts and contribution agreements shall be concluded at the latest within three years of the entry into force of the Financing Agreement, except:
  - (a) amendments to procurement contracts, grant contracts and contribution agreements already concluded;
  - (b) individual procurement contracts to be concluded after early termination of an existing procurement contract;
  - (c) contracts relating to audit and evaluation, which can be signed after operational implementation;
  - (d) change of the entity charged with entrusted tasks.
- (6) A procurement, grant contract or contribution agreement which has not given rise to any payment within two years of its signature shall be automatically terminated and its funding shall be de-committed, except in case of litigation before judicial courts or arbitral bodies.

### Article 2 - The IPA II beneficiaries and their joint duties

- (1) As provided for in Article 76(3) of the respective Framework Agreements, the IPA II beneficiaries shall cooperate closely, and shall jointly fulfill in particular the following functions and assume the following responsibilities:
  - (a) prepare the cross-border cooperation programmes in accordance with Article 68 of the respective Framework Agreements, or revisions thereof;
  - (b) ensure participation to the Joint Monitoring Committee (JMC) meetings and other bilateral meetings;
  - (c) nominate their representative(s) to the JMC;
  - (d) set up the Joint Technical Secretariat (JTS) and ensure that it is adequately staffed;
  - (e) prepare and implement the strategic decisions of the JMC;
  - (f) support the work of the JMC and provide it with the information required to carry out its tasks, in particular data relating to the progress of the operational programme in achieving the specific objectives and targets per thematic priority as set up in the cross-border cooperation programme;
  - (g) establish a system to gather reliable information on the cross-border cooperation programme's implementation;
  - (h) draw up the annual and final implementation reports as referred to in Article 80 of the respective Framework Agreements in accordance with Article 3;
  - (i) prepare and implement a coherent plan on communication and visibility;

- (j) draw up an annual work plan for the Joint Technical Secretariat, to be approved by the JMC.
- (2) For the purpose of the application of Article 25 of the Framework Agreement on Data protection, personal data shall be:
- processed lawfully, fairly and in a transparent manner in relation to the data subject;
  - collected for specified, explicit and legitimate purposes and not further processed in a manner that is incompatible with those purposes;
  - adequate, relevant and limited to what is necessary in relation to the purposes for which they are processed;
  - accurate and, where necessary, kept up to date;
  - processed in a manner that ensures appropriate security of the personal data and
  - kept in a form which permits identification of data subjects for no longer than is necessary for the purposes for which the personal data are processed.
- Personal data included in documents to be kept by the IPA II beneficiary in accordance with Article 8.5 has to be deleted once the deadlines set out in Article 8.5 have expired.

### Article 3 - Reporting requirements

- (1) For the purpose of the reporting requirements set out in Article 80(1) of the respective Framework Agreements, the operating structures shall use the template provided for in Annex III to this Financing Agreement.
- (2) For the purpose of the general reporting requirements to the Commission set out in Article 58 of the Framework Agreement and the specific reporting requirements under indirect management set out in Articles 59(1) of the respective Framework Agreements on the annual report on the implementation of IPA II assistance, the NIPACs shall use the template provided for in Annex IIIA to this Financing Agreement.
- (3) For the purpose of the specific reporting requirements under indirect management set out in point (a) of Article 59(2) of the Framework Agreement on the annual financial report or statements, the NAO in the IPA II beneficiary that is the Contracting Authority shall use the templates provided for in points (a) and (b) of Annex IV to this Financing Agreement.
- (4) For the purpose of Article 59(4) of the Framework Agreement the NIPAC in the IPA II beneficiary that is the Contracting Authority shall submit a final report on the implementation of IPA II assistance of this Action Programme to the Commission no later than four months after the last disbursement to its contractors or grant beneficiaries.
- (5) For the purpose of Article 59(6) of the Framework Agreement the NAO in the IPA II beneficiary that is the Contracting Authority shall provide by 15 January of the following financial year in electronic format a copy of the data held in the accounting system established under Article 10(5). This should be supported by a signed un-audited summary financial report in accordance with point (c) of Annex IV.

### Article 4 - Visibility and Communication

- (1) As provided for in the provisions of Articles 24(1), 76(3)(k), and Article 78(8)(f) of the respective Framework Agreements, the IPA II beneficiaries shall prepare a coherent plan of visibility and communication activities which shall be submitted to the Commission for an agreement within 6 months of the entry into force of this Financing Agreement.
- (2) These visibility and communication activities shall comply with the Communications and Visibility Manual for EU External Actions laid down and published by the Commission, in force at the time of the activities.

### Article 5 - Intellectual property rights

- (1) Contracts financed under this Financing Agreement shall ensure that the IPA II beneficiaries acquire all necessary intellectual property rights with regard to information technology, studies, drawings, plans,

publicity and any other material made for planning, implementation, monitoring and evaluation purposes.

- (2) The IPA II beneficiary that is the Contracting Authority shall guarantee that the Commission, or anybody or person authorised by the Commission, and the other IPA II beneficiary shall have access and the right to use such a material. The Commission will only use such material for its own purposes.

#### **Article 6 - Eligibility of costs**

- (1) The following expenditure shall not be eligible for funding under this Financing Agreement:

- (a) debts and debt service charges (interest);
- (b) provisions for losses or potential future liabilities;
- (c) cost declared by the beneficiary(ies) and financed by another action or work programme receiving a Union grant;
- (d) currency exchange losses;
- (e) credits to third parties;
- (f) fines, financial penalties and expenses of litigation.

- (2) The purchase of land not built on and land built on in the amount up to 10% of the total eligible expenditure for the operation concerned shall be eligible for funding under IPA II cross-border cooperation assistance if it is justified by the nature of the action and provided in Annex I.

## **Part Two: Provisions Applicable to Indirect Management by the IPA II beneficiary**

#### **Article 7 - General principles**

- (1) The purpose of Part Two is to lay out the rules for implementing the Action Programme under indirect management and in particular the rules related to the entrusted budget implementation tasks as described in Annex I and to define the rights and obligations of the IPA II beneficiary that is the Contracting Authority and the Commission respectively in carrying out these tasks.
- (2) As provided for in point (b) of Article 76(3) of the respective Framework Agreements, the IPA II beneficiaries shall jointly prepare a bilateral arrangement and ensure its implementation.
- (3) The IPA II beneficiary that is not the Contracting Authority shall cooperate with the IPA II beneficiary that is the Contracting Authority to ensure that the following tasks are fulfilled:
- (a) carry out operational follow-up and management of the operations as provided for in point (b) of Article 76(4) of the Framework Agreement;
  - (b) verifications in accordance with Article 76(5) of the Framework Agreement;
  - (c) protection the financial interest of the Union as provided for in Article 51 of the Framework Agreement.

#### **Article 8 - Procurement and grant award procedures**

- (1) The tasks referred to in Article 7(3) shall be carried out by the IPA II beneficiary that is the Contracting Authority in accordance with the procedures and standard documents laid down and published by the Commission for the award of procurement and grant contracts in external actions, in force at the time of the launch of the procedure in question (PRAG), as well as in accordance



- with the required visibility and communication standards referred to in Article 4(2).
- (2) In accordance with Article 18(2) of the Framework Agreement the Commission will provide the IPA II beneficiary that is the Contracting Authority with further guidance as to the adaptation of the procedures and standard documents laid down and published by the Commission for the award of procurement and grant contracts in external actions to the specific case of cross-border cooperation.
  - (3) The IPA II beneficiary that is the Contracting Authority shall conduct the procurement and grant award procedures, conclude the resulting contracts, and ensure that all relevant documents for audit trail are in the language of this Financing Agreement. For the purpose of Part Two of this Financing Agreement every reference to grant contracts shall also include contribution agreement and every reference to grant beneficiaries shall also include organisations having signed contribution agreements.
  - (4) The IPA II beneficiaries shall fully cooperate in establishing evaluation committees as provided for in point (a) of Article 76(4) of the respective Framework Agreements.
  - (5) The IPA II beneficiary that is the Contracting Authority shall keep all relevant financial and contractual supporting documents from the date of the entry into force of this Financing Agreement, or as from an earlier date in case if the procurement procedure, call for proposals or direct grant award procedure was launched prior to the entry into force of this Financing Agreement:
    - (a) For procurement procedures in particular:
      - a) Forecast notice with proof of publication of the procurement notice and any corrigenda;
      - b) Appointment of shortlist panel;
      - c) Shortlist report (incl. annexes) and applications;
      - d) Proof of publication of the shortlist notice;
      - e) Letters to non-shortlisted candidates;
      - f) Invitation to tender or equivalent;
      - g) Tender dossier including annexes, clarifications, minutes of the meetings, proof of publication;
      - h) Appointment of the evaluation committee;
      - i) Tender opening report, including annexes;
      - j) Evaluation / negotiation report, including annexes and bids received;<sup>1</sup>
      - k) Notification letter;
      - l) Cover letter for submission of contract;
      - m) Letters to unsuccessful candidates;
      - n) Award / cancellation notice, including proof of publication;
      - o) Signed contracts, amendments, riders, implementation reports, and relevant correspondence.
    - (b) For calls for proposals and direct award of grants in particular:

---

<sup>1</sup> Elimination of unsuccessful bids five years after the closure of the procurement procedure.



- a) Appointment of the evaluation committee;
- b) Opening and administrative report including annexes and applications received;<sup>2</sup>
- c) Letters to successful and unsuccessful applicants following concept note evaluation;
- d) Concept note evaluation report;
- e) Evaluation report of the full application or negotiation report with relevant annexes;
- f) Eligibility check and supporting documents;
- g) Letters to successful and unsuccessful applicants with approved reserve list following full application evaluation;
- h) Cover letter for submission of grant contract;
- i) Award/cancellation notice with proof of publication;
- j) Signed contracts, amendments, riders and relevant correspondence.

In addition, financial and contractual documents referred to in paragraph 5(a) and (b) of this Article shall be complemented by all relevant supporting documents as required by the procedures referred to in section 1 of this Article, as well as all relevant documentation relating to payments, recoveries and operating costs, for example project and on the spots checks reports, acceptance of supplies and works, guarantees, warranties, reports of supervising engineers.

All relevant financial and contractual documents shall be kept for the same duration in accordance with Article 49 of the Framework Agreement.

#### **Article 8a - Duty to inform, administrative sanctions, and failure to act**

- (1) When applying the procedures and standard documents laid down and published by the Commission for the award of procurement and grant contracts, the IPA II beneficiary shall accordingly ensure that no EU financed procurement or grant contract is awarded to an economic operator or grant applicant if the economic operator or grant applicant who either itself, or a person having powers of representation, decision making or control over it is in one of the exclusion situations provided for in the relevant procedures and standard documents of the Commission.
- (2) The IPA II beneficiary that is the Contracting Authority shall inform the Commission immediately when a candidate, tenderer or applicant is in a situation of exclusion from participating in procurement and grant award procedures, has committed irregularities and fraud, or has been found in serious breach of its contractual obligations.
- (3) The IPA II beneficiary that is the Contracting Authority shall take into account the information contained in the Commission's 'Early Detection and Exclusion System' (EDES) when awarding procurement and grant contracts. Access to the information can be provided through the liaison point(s) or via consultation using the following means: (European Commission, Directorate-General for Budget, Accounting Officer of the Commission, BRE2-13/505, B-1049 Brussels, Belgium and by email to [BUDG-C01-EXCL-DB@ec.europa.eu](mailto:BUDG-C01-EXCL-DB@ec.europa.eu) in copy to the Commission address identified in Article 3 of the Special Conditions).
- (4) Where the IPA II beneficiary that is the Contracting Authority becomes aware of an exclusion situation in the implementation of the tasks described in Annex I, the IPA II beneficiary that is the Contracting Authority shall impose upon an economic operator or a grant applicant an exclusion from its future procurement or grant award procedures. The IPA II beneficiary that is the Contracting

<sup>2</sup> Elimination of unsuccessful applications three years after the closure of the grant procedure.



Authority may also impose a financial penalty proportional to the value of the contract concerned. Exclusions and/or financial penalties shall be imposed following an adversarial procedure ensuring the right of defence of the person concerned. The IPA II beneficiary that is the Contracting Authority shall notify the Commission in accordance with paragraph 1 of this Article.

- (5) In respect of paragraph 4 of this Article, the IPA II beneficiary that is the Contracting Authority commits a failure to act, if it does not impose exclusion and/or a financial penalty upon the economic operator or grant applicant.
- (6) In the case of a failure to act, the IPA II beneficiary that is the Contracting Authority shall notify the Commission explaining the reasons for its failure to act. The Commission reserves the right to exclude an economic operator or a grant applicant from future EU financed award procedures, and/or impose a financial penalty on the economic operator or grant applicant between 2 % and 10 % of the total value of the contract concerned.

**Article 9 - *Ex-ante* controls on grant and procurement procedures and *ex post* controls on contracts and grants to be performed by the Commission**

- (1) The Commission may exercise *ex ante* controls on the tendering of contracts, launch of calls for proposals and the award of contracts and grants for the following stages of procurement or grant award:
  - (a) approval of contract notices for procurement, work programmes for calls for proposals and any corrigenda thereof;
  - (b) approval of tender dossiers and guidelines for applicants on grants;
  - (c) approval of the composition of Evaluation Committees;
  - (d) approval of evaluation reports and award decisions<sup>3</sup>;
  - (e) approval of contract dossiers and contract addenda.
- (2) With regard to *ex ante* controls the Commission shall decide:
  - (a) to perform *ex ante* controls on all files, or
  - (b) to perform *ex ante* controls on a selection of such files, or
  - (c) to completely dispense with *ex ante* controls.
- (3) If the Commission decides to perform *ex ante* controls in accordance with paragraph 2, letters (a) or (b) of this Article, it shall inform the IPA II beneficiary that is the Contracting Authority of the files selected for *ex ante* controls. This IPA II beneficiary shall provide all the documentation and information necessary to the Commission upon being informed that a file has been selected for *ex ante* control, at the latest at the time of submission of the contract notice or the work programme for publication.
- (4) The Commission may decide to perform *ex post* controls, including audits and on-the-spot controls, at any time on any contracts or grants awarded by the IPA II beneficiary that is the Contracting Authority arising out this Financing Agreement. This IPA II beneficiary shall make available all the documentation and information necessary to the Commission upon being informed that a file has been selected for *ex post* control. The Commission may authorize a person or an entity to perform *ex post* controls on its behalf.

**Article 10 - Bank accounts, accounting systems, and cost recognised**

- (1) After the entry into force of this Financing Agreement, the National Fund and the operating structure of the IPA II beneficiary that is the Contracting Authority for the Action Programme shall open at least one bank account denominated in euro. The total bank balance for the Action Programme shall

<sup>3</sup> For service contracts this steps includes *ex ante* controls concerning approval of the shortlist.

be the sum of the balances on all the Action Programme bank accounts held by the National Fund and all participating operating structures in the IPA II beneficiary that is the Contracting Authority.

- (2) The IPA II beneficiary that is the Contracting Authority shall prepare and submit to the Commission disbursement forecast plans for the duration of the implementation period of the Action Programme. These forecasts shall be updated for the annual financial report referred to in Article 3(2) and for each request for funds. The forecasts shall be based on a documented detailed analysis (including the planned contracting and payment schedule per contract for the following twelve months) which shall be available to the Commission on request.
- (3) The initial disbursement forecast plan shall contain summary annual disbursement forecasts for the whole implementation period and monthly disbursement forecasts for the first twelve months of the Action Programme. Subsequent plans shall contain summary annual disbursement forecasts for the balance of the implementation period of the Action Programme and monthly disbursement forecasts for the following fourteen months.
- (4) The IPA II beneficiary that is the Contracting Authority is required to establish and maintain an accounting system in accordance with Clause 2(3)(b) of Annex A to the Framework Agreement which will hold at least the information for the contracts managed under the Action Programme indicated in Annex V.
- (5) Cost recognised in the accounting system maintained under the section 4 of this Article must have been incurred, paid and accepted and correspond to actual costs proven by supporting documents and shall be used when appropriate to clear pre-financing paid by the IPA II beneficiary that is the Contracting Authority under local contracts.
- (6) The cost recognised in the accounting system shall be used by the Commission for its own provisional recognition of cost during the implementation of the Action Programme (including clearance of pre-financing paid to the IPA II beneficiary that is the Contracting Authority), the approval process for payments, the final clearance of accounts procedure at the end of the Action Programme, the annual cut-off exercise and any other management implementation and performance reviews.
- (7) The IPA II beneficiary that is the Contracting Authority shall provide to the Commission reports as follows:
  - (a) Cut-off report - as set out in Article 3(5);
  - (b) Annual reports as set out in paragraphs (2) to (4) of Article 3;
  - (c) Request for funds reports as referred to in Article 11.

**Article 11 - Provisions on payments made by the Commission to the IPA II beneficiary that is the Contracting Authority**

- (1) The IPA II beneficiary that is the Contracting Authority shall submit its initial disbursement forecast for the Action Programme, prepared pursuant to Article 10(2), with the first pre-financing payment request. The first pre-financing payment shall be for 100 % of the forecast disbursements for the first year of the disbursement forecast plan.
- (2) The IPA II beneficiary that is the Contracting Authority shall submit subsequent pre-financing payment requests when the total bank balance for the Action Programme falls below the disbursements forecast for the following five months of the Action Programme.
- (3) Each request for additional pre-financing shall be supported by following documents:
  - a) A summary of all disbursements made for the Action Programme;
  - b) The bank balances for the Action Programme at the cut-off date of the request;
  - c) A forecast of disbursement for the Action Programme for the following fourteen months at



the cut-off date of the request in accordance with Annex IV point (d).

- (4) The IPA II beneficiary that is the Contracting Authority may request for each subsequent pre-financing the amount of total disbursements forecast for the fourteen months following the cut-off date of the request, less the balances referred to in section 3(b) of this Article at the cut-off date of the request for funds increased by any amount funded by the IPA II beneficiary under paragraph 5 of this Article and not yet reimbursed.

The Commission reserves the right to reduce each subsequent pre-financing payment if the total bank balances held by the IPA II beneficiary that is the Contracting Authority under this Programme and on all other IPA I or IPA II programmes managed by the IPA II beneficiary that is the Contracting Authority exceeds the disbursement forecast for the next fourteen months.

- (5) Where the payment is reduced under paragraph 4 of this Article, the IPA II beneficiary that is the Contracting Authority must fund the Programme from its own resources up to the amount of the reduction. The IPA II beneficiary that is the Contracting Authority may then request the reimbursement of that funding as part of the next request for funds as specified in paragraph 4 of this Article.
- (6) The Commission shall have the right to recover excessive bank balances which have remained unused for more than twelve months. Before exercising this right, the Commission shall invite the IPA II beneficiary that is the Contracting Authority to give reasons for the delay in disbursing the funds and demonstrate a continuing need for them within the next following two months.
- (7) Interest generated by the bank accounts used for this Programme shall not be due to the Commission.
- (8) Following Article 33(4) of the Framework Agreement, if interruption of time limit for payment request exceeds two months, the IPA II beneficiary that is the Contracting Authority may request a decision by the Commission on whether the interruption of time limit is to be continued.
- (9) The final financial declaration referred to in Article 37(2) of the Framework Agreement shall be submitted by the NAO no later than 16 months after the end of operational implementation period.

#### **Article 12 - Interruption of payments**

- (1) Without prejudice to the suspension or termination of this Financing Agreement according to Articles 16 and 17 respectively, and in addition to Article 39 of the Framework Agreement, the Commission may interrupt payments partially or fully, if:
- (a) the Commission has established, or has serious concerns that the IPA II beneficiary that is the Contracting Authority has committed substantial errors, irregularities or fraud questioning the legality or regularity of the underlying particular transactions in the implementation of the Action Programme, or has failed to comply with its obligations under this Financing Agreement;
  - (b) the Commission has established that or has serious concerns, whether the IPA II beneficiary that is the Contracting Authority has committed systemic or recurrent errors or irregularities, fraud or breach of obligations under this or other Financing Agreements, provided that those errors, irregularities, fraud or breach of obligations have a material impact on the implementation on this Financing Agreement or call into question the reliability of the IPA II beneficiary's internal control system or the legality and regularity of the underlying expenditure;

#### **Article 13 - Recovery of funds**

- (1) In addition to cases referred to in Article 41 of the Framework Agreement, the Commission may recover the funds from the IPA II beneficiary that is the Contracting Authority as provided in the Financial Regulation, in particular in case of:
- (a) the Commission established that objectives of the Action Programme set out in Annex I are not achieved;
  - (b) non eligible expenditure;

JGA

cauti

af



- (c) expenditure incurred as a result of errors, irregularities, fraud or breach of obligations in the implementation of the Action Programme, in particular in the procurement and grant award procedure.
- (2) In accordance with national law, the IPA II beneficiary that is the Contracting Authority shall recover the Union contribution paid to the IPA II beneficiary that is the Contracting Authority from recipients who were in any situation defined in paragraph 1 points b) or c) of this Article or referred to in Article 41 of the Framework Agreement. The fact that the IPA II beneficiary that is the Contracting Authority does not succeed in recovering all or part of the funds shall not prevent the Commission from recovering the funds from the IPA II beneficiary that is the Contracting Authority.
- (3) The IPA II beneficiary that is not the Contracting Authority shall do its utmost to support the IPA II beneficiary that is the Contracting Authority in the recovery when the recipient is established on its territory. The arrangement for recoveries shall be provided in the bilateral arrangement to be concluded in accordance with Article 69 of the respective Framework Agreements.
- (4) Amounts unduly paid or recovered by the IPA II beneficiary that is the Contracting Authority, amounts from financial, performance and pre-financing guarantees lodged on the basis of procurement and grant award procedures, amounts from financial penalties imposed by the IPA II beneficiary that is the Contracting Authority on candidates, tenderers, applicants, contractors or grant beneficiaries, to the IPA II beneficiary that is the Contracting Authority shall be either re-used for the Action Programme or returned to the Commission.

### **Part Three: Final Provisions**




#### **Article 14 - Consultation between the IPA II beneficiaries and the Commission**

- (1) The IPA II beneficiaries and the Commission shall consult each other before taking any dispute relating to the implementation or interpretation of this Financing Agreement further pursuant to Article 18 of these General Conditions.
- (2) Where the Commission becomes aware of problems in carrying out procedures relating to the implementation of this Financing Agreement, it shall establish all necessary contacts with the IPA II beneficiaries to remedy the situation and take any steps that are necessary.
- (3) The consultation may lead to an amendment, suspension or termination of this Financing Agreement.
- (4) The Commission shall regularly inform the IPA II beneficiaries of the implementation of activities described in Annex I which do not fall under Part Two of these General Conditions.

#### **Article 15 - Amendment of this Financing Agreement**

- (1) Any amendment of this Financing Agreement shall be made in writing, including an exchange of letters.
- (2) If the IPA II beneficiaries request an amendment, the request shall be submitted jointly to the Commission at least six months before the amendment is intended to enter into force.
- (3) The Commission can amend the Model Documents in Annex III, IIIA, IV and V without this necessitating an amendment to this Financing Agreement. The IPA II beneficiaries shall be informed in writing about any such amendment and its entry into force.

10

## Article 16 - Suspension of this Financing Agreement

(1) The implementation of this Financing Agreement may be suspended in the following cases:

- a) If any IPA II beneficiary breaches an obligation under this Financing Agreement.
- b) If the IPA II beneficiary that is the Contracting Authority breaches any obligation set under the procedures and standard documents referred to in Article 18(2) of the respective Framework Agreements without prejudice to the provisions in Article 8(2).
- c) If the IPA II beneficiary that is the Contracting Authority does not meet requirements for entrusting budget implementation tasks.
- d) If the IPA II beneficiaries do not jointly fulfil the functions and responsibilities referred to in Article 2(1) and when applicable in indirect management Article 7(3).
- e) If any IPA II beneficiary decides to suspend or cease the EU Membership accession process.
- f) If any IPA II beneficiary breaches an obligation relating to respect for human rights, democratic principles and the rule of law and in serious cases of corruption or if the IPA II beneficiary is guilty of grave professional misconduct proven by any justified means. Grave professional misconduct is to be understood as any of the following:
  - a violation of applicable laws or regulations or ethical standards of the profession to which a person or entity belongs, or
  - any wrongful conduct of a person or entity which has an impact on its professional credibility where such conduct denotes wrongful intent or gross negligence.
- g) In cases of force majeure, as defined below. "Force majeure" shall mean any unforeseeable and exceptional situation or event beyond the parties' control which prevents either of them from fulfilling any of their obligations, not attributable to error or negligence on their part (or the part of their contractors, agents or employees) and proves insurmountable in spite of all due diligence. Defects in equipment or material or delays in making them available, labour disputes, strikes or financial difficulties cannot be invoked as force majeure. A party shall not be held in breach of its obligations if it is prevented from fulfilling them by a case of force majeure of which the other party is duly informed. A party faced with force majeure shall inform the other party without delay, stating the nature, probable duration and foreseeable effects of the problem, and take any measure to minimise possible damage.

Neither of the parties shall be held liable for breach of its obligations under this Financing Agreement if it is prevented from fulfilling them by force majeure, provided it takes measures to minimise any possible damage.

- (2) The Commission may suspend this Financing Agreement without prior notice.
- (3) The Commission may take any appropriate precautionary measure before suspension takes place.
- (4) When the suspension is notified, the consequences for the on-going procurement and grant contracts and contribution agreements and for such contracts, contribution agreements to be signed shall be indicated.
- (5) A suspension of this Financing Agreement is without prejudice to the termination of this Financing Agreement by the Commission in accordance with Article 17.
- (6) The parties shall resume the implementation of the Financing Agreement once the conditions allow with the prior written approval of the Commission. This is without prejudice to any amendments of this Financing Agreement which may be necessary to adapt the Action Programme to the new

implementing conditions, including, if possible, the extension of the implementation period, or the termination of this Financing Agreement in accordance with Article 17.

#### **Article 17 - Termination of this Financing Agreement**

- (1) If the issues which led to the suspension of this Financing Agreement have not been resolved within a maximum period of 180 days, either party may terminate the Financing Agreement at 30 days' notice.
- (2) When the termination is notified, the consequences for the on-going procurement and grant contracts, and such contracts or grants to be signed shall be indicated.
- (3) The termination of this Financing Agreement shall not preclude the possibility of the Commission to make financial corrections in accordance with Articles 43 and 44 of the Framework Agreement.

#### **Article 18 - Dispute settlement arrangements**

- (1) Any dispute concerning the Financing Agreement which cannot be settled within a six-month period by the consultations between the parties provided for in Article 14 may be settled by arbitration at one of the parties' request.
- (2) Each party shall designate an arbitrator within 30 days of the request for arbitration. Failing that, either party may ask the Secretary-General of the Permanent Court of Arbitration (The Hague) to designate a second arbitrator. The two arbitrators shall in their turn designate a third arbitrator within 30 days. Failing that, either party may ask the Secretary-General of the Permanent Court of Arbitration to designate the third arbitrator.
- (3) Unless the arbitrators decide otherwise, the procedure laid down in the Permanent Court of Arbitration Optional Rules for Arbitration Involving International Organisations and States shall apply. The arbitrators' decisions shall be taken by a majority within a period of three months.
- (4) Each party shall be bound to take the measures necessary for the application of the arbitrators' decision.

OS  
JGA

Annex V to the Financing Agreement  
Accrual Based Accounting System Minimum Specification

payments where any pre-financing has already been cleared or interim payments where pre-financing has been cleared or where the contract does not include the provision of pre-financing.

(i) Cost recognised – indirect (by contract);

Explicit recognition of cost as a charge to expenses for the year. Some invoices or cost claims submitted by a grant beneficiary or contractor will relate to costs that are covered by pre-financing paid earlier in the implementation period of the grant agreement or contract. In these cases the payment made will be less than the reported cost. It may even be zero if all the cost is covered by pre-financing. (it will certainly be zero if the reported costs are insufficient to absorb the pre-financing and a recovery order is issued for the unused balance of the pre-financing.) In all such cases the system should record the full value of the reported eligible cost as expenses for the year and reduce the balance of pre-financing by the amount of cost offset against the pre-financing when determining the amount payable.

(j) Recovery orders to reduce pre-financing (by contract);

Recognition of the reduction of pre-financing on the balance sheet following a recovery of unused pre-financing.

(k) Recovery orders to reduce cost (by contract);

When a recovery is made against cost that had earlier been accepted – possibly following an investigation for fraud. In such cases the recorded costs for the year must be reduced if the cost was accepted in the same year as the subsequent recovery; or income must be recorded where the cost was accepted in an earlier year than that of the recovery.

(l) Supplier's invoice date for each invoice or other document accompanied by a financial report giving rise to recognised costs;

(m) Recovery context information on ineligible cost and recoveries.

The accounting system of the IPA II beneficiary shall meet following requirements:

1. Reflect the organisational structure put in place for the internal control systems suited to the performance of duties. In particular before an operation is authorised, all aspects (both operational and financial) of the operation have to be verified by members of staff other than the one who initiated the operation. The person dealing with the verification cannot be subordinated to the initiator of the transaction.
2. Include an audit trail for all transactions and amendments.
3. Possess adequate physical and electronic security including back-up and recovery systems.
4. The accounting system should hold at least the following information for the local contracts managed under each programme:
  - (a) Contract reference;
  - (b) Contract value including any amendments;
  - (c) Contract signature dates (both parties);
  - (d) Contract implementation start date;

This is in addition to the contract signature date and may differ from it, as when the contract works start date is given after the signature of the contract through an Administrative Order.

- (e) Contract implementation end date including any amendments;

This is the final date on which eligible costs can be incurred. It does not include any guarantee period or time allowed for report preparation by the contractor.

- (f) Total paid (cash) by contract;
- (g) Pre-financing paid by contract;

Explicit recognition and recording on the balance sheet of contractually required pre-financing.

- (h) Cost recognised – direct (by contract);

Explicit recognition of cost as a charge to expenses for the year. Some payments will directly cover costs already incurred. No pre-financing is involved. They may be final

**Annex VI: Ad hoc measures for entrusting budget implementation tasks under this Programme**

The conditions stipulated in Annex VI of the Financing Agreement for the Cross-Border Cooperation Action Programme Montenegro – Albania for the year 2014 are applicable in their entirety also to this here Financing Agreement.

This Financing Agreement shall also be subject to the obligation by Montenegro to implement any further condition(s) and/or recommendation(s) set out in any Commission's correspondence and/or audit report(s) related to the entrustment of budget implementation tasks.

  CP



IPA II beneficiary financial report (\*)

Programme Reference	Financing Agreement contract number	Programme Budget		Local Contract Activities																							Recovery context				Bank Balance EU contribution			Forecast submission EU							
				Total Amount Contracted		Contracted		Total Amount Disbursed in advance			Disbursed		Total Check Recognised			Costs			Total Loan Pre-financing		Open Pre-financing		Errors	Impugnances	Final	No control	Total	Total re- budget	Total of months covered submissions	Next 12 months	Programme budget										
				3a	3c	4a	4b	5a	5b	5c	6a	6b	6c	7a	7b	7c	8a	8b	8c	9a	9b	9c	10a	10b	10c	11a	11b	11c	12a	12b	12c	13a	13b	13c	14	15	16	17	18	19	20
EU contribution National contribution Other sources				EU National Other		EU National Other			EU National Other		EU National Other			EU National Other			EU National Other			EU National Other		EU National Other		EU National Other		EU National Other		EU National Other		EU National Other		EU National Other		EU National Other		EU National Other		EU National Other			
NP2019	2019023494																																								
CBC AAMB 2019																																									

Handwritten signature/initials at the bottom left.

Handwritten signature/initials at the bottom left.

Handwritten mark at the bottom left.





**IPA II beneficiary financial report (\*)**

Programme Reference	Financing Agreement contract number	Programme EU Contribution Budget	Local Contract Activities										
			Total Amount Contracted	Contracted %	Total Amount Decommited on closure	Decommited %	Total Amount Disbursed	Disbursed %	Total Costs Recognised	Costs %	Total Open Pre-financing	Open Pre-financing %	
1	2	3	4	5	6	7	8	9	10	11	12	13	
				4/3*100%		6/4*100%			8/4*100%		10/4*100%		12/4*100%
NP2010	2010/123-456												
Sub-programme Action													

(\*) 15 February

*Handwritten notes:*  
 10/11/12  
 13/14  
 15/16  
 17/18  
 19/20  
 21/22  
 23/24  
 25/26  
 27/28  
 29/30  
 31/32  
 33/34  
 35/36  
 37/38  
 39/40  
 41/42  
 43/44  
 45/46  
 47/48  
 49/50  
 51/52  
 53/54  
 55/56  
 57/58  
 59/60  
 61/62  
 63/64  
 65/66  
 67/68  
 69/70  
 71/72  
 73/74  
 75/76  
 77/78  
 79/80  
 81/82  
 83/84  
 85/86  
 87/88  
 89/90  
 91/92  
 93/94  
 95/96  
 97/98  
 99/100



**IPA II beneficiary financial report (\*)**

Programme Reference	Financing Agreement contract number	Programme EU Contribution Budget	Local Contract Activities					Bank Balances
			Total Amount Contracted	Total Amount Decommited on closure	Total Amount Disbursed	Total Costs Recognised	Total Open Pre-financing	Total
1	2	3	4	5	6	7	8	9
NP2010	2010/123-456							

(\*) 15 January

05  
14/01/11  
FCF  
P



Annex IV (d) - payments forecast

Programme Reference	Planned Disbursement Forecasts (Add years as necessary)														Total Year 1	Year 2	Year 3	
	Monthly Disbursement Forecast (12 months for first pre-financing/ 14 months for subsequent prefinancing)																	
	1	2	3	4	5	6	7	8	9	10	11	12	13	14				
NP2010																0		
CBC AA/BB 2010																0		

Disburse

DF

2

